سراج معكم
خطوة بخطوة
للنجاح والتفوق







حمل التطبيق

THE EMIRATES

2020-2021

UAE Phonics

Student Book





Grade 02 Student Book

Scanned with CamScanner

سراج التعليمي

Activity 1

Listen and circle the correct sounds.

1. j y **g**
2. t **v** f
3. p b **d**
4. e i **o**
5. m **n** w
6. f s **z**

Activity 2

Write the beginning letters for each word.

1.  **f**
2.  **d**
3.  **v**
4.  **e**
5.  **g**
6.  **y**
7.  **a**
8.  **r**
9.  **w**
10.  **l**

Activity 3

Say each sound to get from the start to the end.

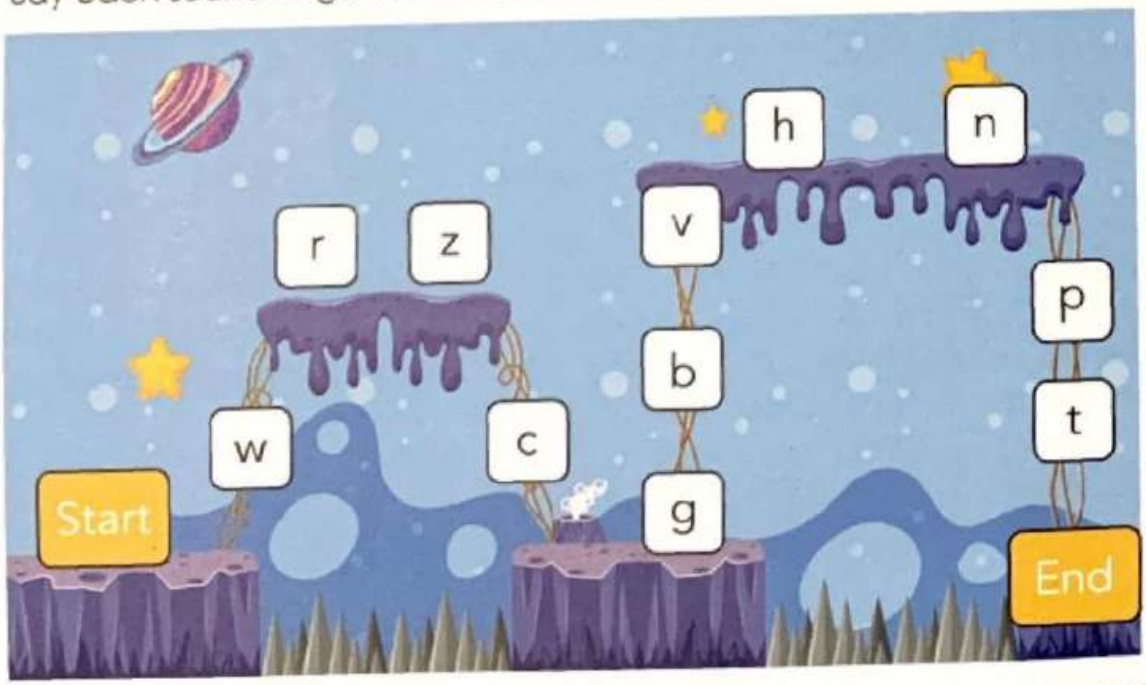

Scanned with CamScanner

سراج التعليمي

Activity 4

Listen to the sounds and words. Write the missing letters.

1. an**t**
2. s**u**n
3. t**a**p
4. **j**et
5. pe**n**
6. m**a**n
7. cu**p**
8. fo**x**

Activity 5

Match the big and small letters. Then, put them in the correct order (a-z).

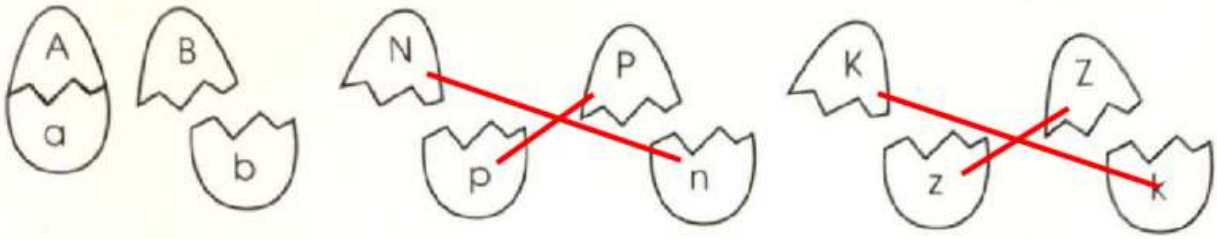

Activity 6

Point to the pictures. Ask and answer questions about them.





Scanned with CamScanner

سراج التعليمي

Activity 1

Listen and repeat.

		
Hello	Goodbye	Good morning
		
Good afternoon	Good evening	Good night

Activity 2

Match the pictures to the words.

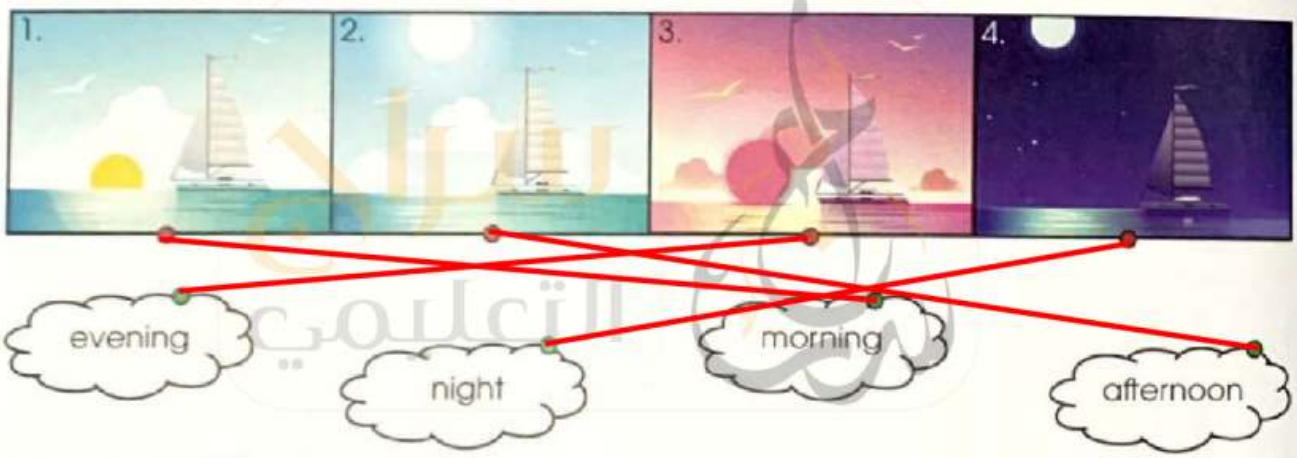

Activity 3

Look at the pictures. What do you think they are saying? Practise with a partner.

1. 

2. 

3. 

4. 

5. 

6. 

Scanned with CamScanner

Activity 1 2

Paste the sentences under the matching pictures.

1.



Good afternoon.
Do you want to eat lunch with me?

2.



Good evening.
Let's go for a walk by the river

3.



Good night! It's time for you to go to sleep

4.



Hello, Amira and Sara!

5.



Goodbye, see you soon.

6.



Good morning! It's time for me to get up

Activity 2 HFW

Read the sentences. How many times can you find **me** and **you**?

me 2 you 2

Scanned with CamScanner

سراج التعليمي

Activity 1

Write the phrases under the pictures.

Hello | Good morning | Good afternoon | Good evening | Good night | Goodbye

		
1. Good morning	2. Good evening	3. Good night
		
4. Hello	5. Good afternoon	6. Goodbye

Activity 2

Use phrases to make sentences.

go to school | eat lunch | eat dinner | go to bed

1. Good morning. It's time to _____
2. Good afternoon. It's time to _____
3. Good evening. It's _____
4. _____

Activity 3

Check your writing. Tick (✓) the boxes.

I used capital letters. ☐

I used spaces. ☐

I used a full stop. ☐

Scanned with CamScanner

Activity 1

Choose letters from the balloons to complete the words.



1. H e llo
2. Goodb y e
3. Good mo r ni n g
4. Goo d a fternoon
5. G o od e v en i ng
6. Good n ig h t

Activity 2

Listen and circle the ending sounds.

1.  u m **(n)**	2.  j y **(g)**	3.  **(x)** k s
4.  **(m)** e j	5.  r **(n)** u	6.  **(n)** p i

Activity 3

Unscramble the words.

1. u o y **you**
2. e m **me**

Activity 4

Practise saying the sounds with a partner. Colour the sounds that you know.

a	b	c	d	e	f	g	h	i
j	k	l	m	n	o	p	q	r
s	t	u	v	w	x	y	z	

Scanned with CamScanner

Activity 4

Complete the words.

1. 	2. 	3. 	4. 	5. 
wh ite	dol ph in	swi ng	sh op	ch eese

Activity 5

Write the sounds that you hear.

1. wh & w 2. sh 3. ch 4. ng 5. ph& f

Activity 6

Point to the pictures. Ask and answer questions about them.





Scanned with CamScanner

Questions

Activity 1

Listen and repeat.







Activity 2

Practice asking and answering the questions with a partner.

Activity 3

Write the missing words.

thanks	Yes	name	you	name's	please

1. Can I have it, **please** ?
2. How are **you** ?
3. My **name's** Sultan.
4. I'm happy, **thanks** !
5. **yes** , you can.
6. What's your **name** ?

Scanned with CamScanner

Activity 1

Look at the picture. What can you see? Where are they?





teacher

Activity 2

Read the text and circle the words.

me - 1	you - 3
he - 2	she - 1

Khaled: Hello, Ahmed!
Ahmed: Good morning, Khaled. How are you?
Khaled: I'm fine, thanks. How are you?
Ahmed: I'm sleepy, but I'm happy to see you.
Khaled: Me too. I'm happy to see Abdullah too.
Ahmed: Where is he?
Khaled: He's over there with Miss Fatima.
Ahmed: She's my teacher this year.
Khaled: It's time to go to English class. Goodbye!

Activity 3

Read the text again. Circle True (✓) or False (x).

1. The boys are Ahmed and Khaled. — True / False
2. They meet in the evening. — True / False
3. Ahmed feels sad. — True / False
4. Miss Fatima is Ahmed's teacher. — True / False
5. It's time for Khaled to go to the shop. — True / False

Activity 4

Read the text with your partner.



Scanned with CamScanner

Let's Write

- We use **a** for words that start with consonants → a robot.
- We use **an** for words that begin with vowels → an igloo.

Activity 1

List some things that you can see in the picture. Use **a** or **an** in your list.



Activity 2

Tell your partner what you can see in the picture.



Activity 3

Write sentences about what you can see in the picture. Don't forget to use **a** or **an**.

1. I can see _____
2. I can _____
3. I _____
4. _____
5. _____

Activity 4

Check your writing. Tick (✓) the boxes.

I used capital letters. ☐ I used spaces. ☐ I used a full stop. ☐

Scanned with CamScanner

Activity 1

Write the missing words.

1. Hello, my name's Maryam.
2. Can I play with you, please?
3. Good afternoon, Haza. How are you?
4. What's your name?
5. I'm fine, thanks. How are you?

Activity 2

Look at the pictures. Write the words in the correct places.



ch	sh	wh	ph	ng
chair	shoes	wheel	phone	hang
cherry	sheep	whistle	trophy	ring

Activity 3

Circle **a** or **an** for each of the words.

				
a **an**	**a** an	a **an**	a **an**	**a** an

Activity 4

Practise asking and answering these questions with your friends.

What's your name?

Can I have_____, please?

How are you?

Scanned with CamScanner

Alphabetical Order

Unit Three

Activity 1

Write the missing letters.

a	b	c	d	e	f	g	h	i
j	k	l	m	n	o	p	q	r
s	t	u	v	w	x	y	z	

Activity 2

Match each letter with the letters that come next.

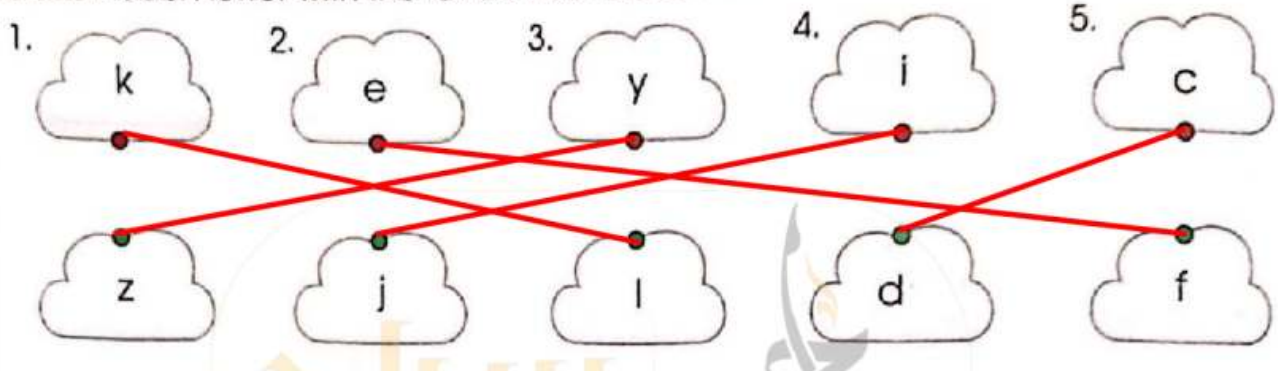

Activity 3

Listen to the letters. Are they in alphabetical order? Circle (✓) or (x).



Activity 4

Write the missing capital letters.

A	B	C	D	E	F	G	H	I
J	K	L	M	N	O	P	Q	R
S	T	U	V	W	X	Y	Z	

Activity 5

Write the letters that come before each letter. Use capital letters.



Scanned with CamScanner

سراج التعليمي

Activity 6

Listen to the words. Are they in alphabetical order? Circle Yes or No.

1. (Yes) No	2. Yes (No)	3. (Yes) No	4. (Yes) No	5. Yes (No)

Activity 7

Put the words in alphabetical order (1- 4).

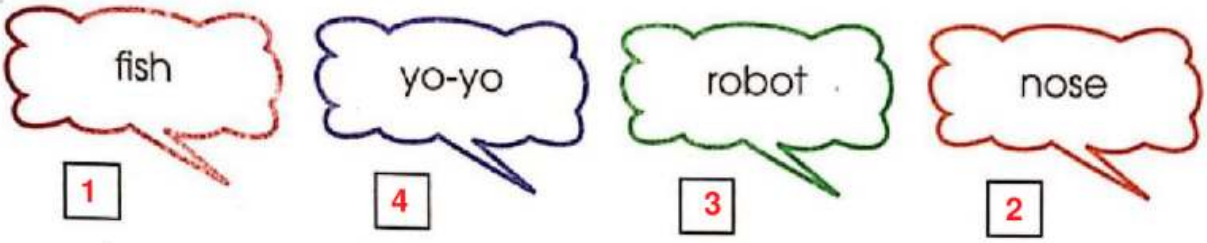

1 | 4 | 3 | 2

Activity 8

Write the words in alphabetical order.

1. window desk apple heart

apple
desk
heart
window

2. zebra umbrella kite egg

egg
kite
umbrella
zebra

3. snake igloo bat gift

bat
gift
igloo
snake

Activity 9

Work with a partner. Say words in alphabetical order.



Scanned with CamScanner

Activity 1

12

Listen and repeat.

		
hot	cold	sunny
		
cloudy	rainy	windy

Activity 2

13

Listen and circle the correct pictures.

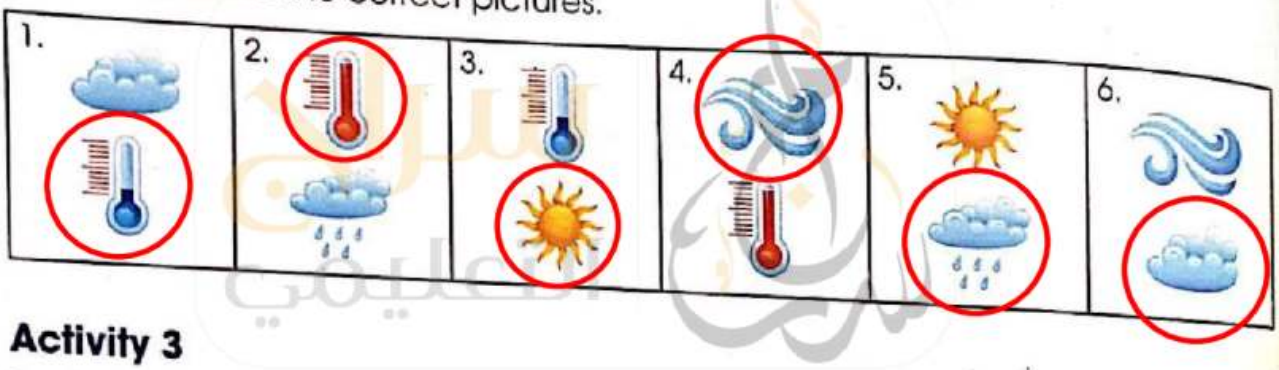

Activity 3

Look at the pictures and write the correct words.

1. It's windy.
2. It's hot.
3. It's sunny.
4. It's cloudy.
5. It's cold.
6. It's rainy.



Activity 4

4

Work with a partner. Choose cards and take it in turns to act out the weather.

Scanned with CamScanner

سراج التعليمي

Let's Read

Activity 1

Read the poem. Find and underline the words.

		
stormy	hide	strong

Activity 2

Look at the picture. What can you see? Talk about the picture with a partner..



I try to sleep on a stormy night.
Crashing and banging! Flashes of light!

I look out the window and lie in bed.
I close my eyes and hide my head.

I think about Mum, I think about Dad.
Soon, the storm isn't so bad!

I go to sleep, I feel big and strong.
When I wake up, the storm has gone!

Activity 3

14

Listen to the poem. Then, choose and write a title.

1. A Sunny Morning
2. A Stormy Night
3. A Rainy Day

Activity 4

Read the poem with actions.





Scanned with CamScanner

Let's Write

Activity 1

Write the words.

rainy	windy	hot	sunny	cold	cloudy

1.  hot	2.  cold	3.  sunny	4.  cloudy	5.  rainy	6.  windy

Activity 2

Write the correct words.

happy	sad	angry	excited	scared	sleepy

1.  scared	2.  sleepy	3.  happy	4.  excited	5.  sad	6.  angry

Activity 3

Complete the sentences about how the weather makes you feel.

1. 	It's stormy. I feel _____.
2. 	It's _____. I feel _____.
3. 	_____ _____. I feel _____.
4. 	_____
5. 	_____

Scanned with CamScanner

سراج التعليمي

Review

Activity 1

Work with a partner. Take it in turns to say the letters of the alphabet.



Activity 2

Are the words in alphabetical order? Circle Yes or No.

1. camel, moon, x-ray, pizza	Yes	No
2. bat, jug, snake, igloo	Yes	No
3. lemon, tree, violin, question	Yes	No
4. elephant, hat, wall, yellow	Yes	No
5. queen, pink, sea, zoo	Yes	No

Activity 3

Listen and circle the correct pictures.

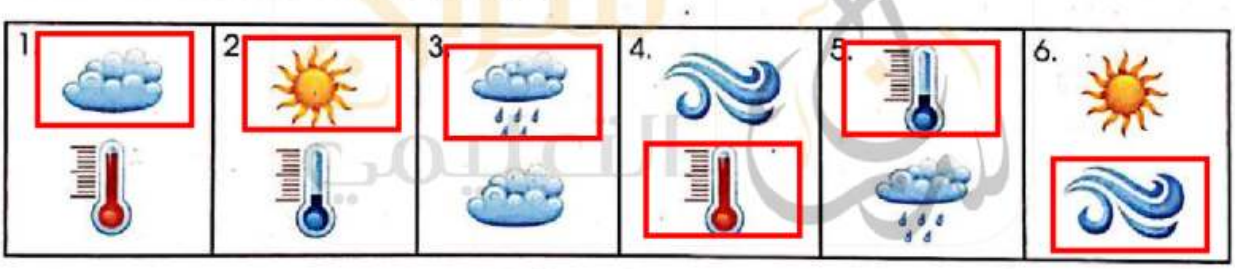

Activity 4

Match the pictures to the sentences.

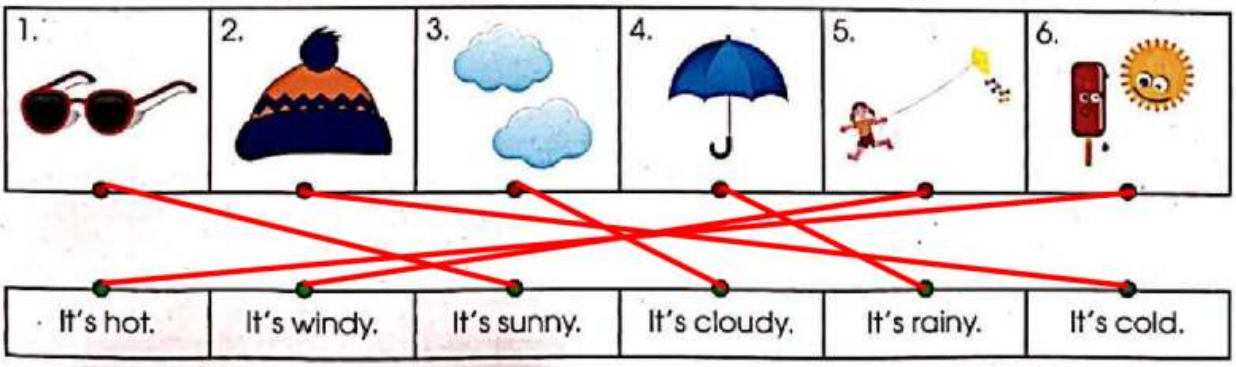

Scanned with CamScanner

Syllables

Activity 1

Listen to the words. Clap the syllables.

1.	2.	3.	4.
 white	 le - mon	 el - e - phant	 ro - bot

Activity 2

Read the syllables. Say the words.

1.  cat – er – pil – lar

2.  butt – er – fly

3.  ant

Activity 3

Circle how many syllables are in each word.

1. 
   1 (2) 3

2. 
   1 2 (3)

3. 
   (1) 2 3

4. 
   1 (2) 3

Activity 4

Paste the pictures into the correct place.

1 syllable	2 syllables	3 syllables
syllable cup pot	syllables tiger apple	syllables iguana octopus

Scanned with CamScanner

Activity 5

Say the words. Write how many syllables are in each word.

1. 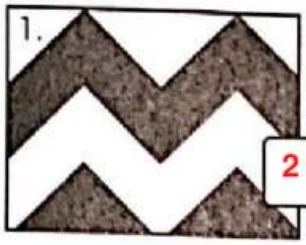 2

2.  1

3. 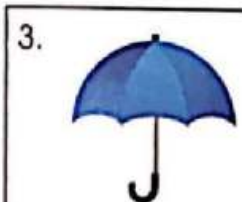 3

Activity 6

Match the syllables to make words. Then, match the words to the pictures.

1. ar		ing
2. dol		ger
3. ti		phin
4. morn		dow
5. win		row



Activity 7

Say the words and write the syllables.

gorilla		
go	rill	a

octopus		
oc	to	pus

camel	
ca	mel

Activity 8

Work with a partner. Think of words you know to complete the table.

1 syllable	2 syllables	3 syllables
_____	_____	_____
_____	_____	_____
_____	_____	_____

Scanned with CamScanner

سراج التعليمي

Activity 1

Look at the picture. What can you see? What's the weather like?



A Day at the Beach

Hello, my name is Rashid. It's Saturday today. It's going to be hot and sunny! Let's go to the beach. Lots of my friends are there.

My friends play in the sand and swim in the sea. They sit in the sun and eat cold ice-cream. Maryam and Saeed throw and catch a big ball.

I drink orange juice and sit under an umbrella. We have fun at the beach. What do you do at the beach?

How many shells can you find?

Activity 2 HFW

Can you find the words in the text.

we ☐ be ☐ they ☐ are ☐

Activity 3 17

Read the story again. Then, circle True (✓) or False (x).

1. Rashid is going to the mall.	True	False
2. At the beach, it's cold and windy.	True	False
3. They eat cold ice-cream.	True	False
4. Rashid's friends kick the ball.	True	False
5. Rashid sits under a tree.	True	False

Scanned with CamScanner

Activity 4

Look at the pictures. Do you take these things to the beach? Tick (✓) or (✗).

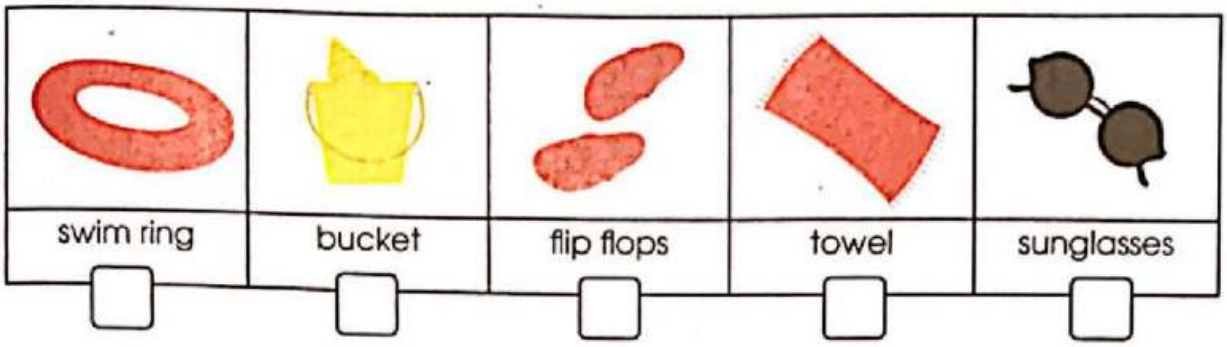

swim ring	bucket	flip flops	towel	sunglasses
☐	☐	☐	☐	☐

Activity 5

Unscramble the words.

1. l o e w t — towel
2. t c b u k e — bucket
3. s a n u s s g e l s — sunglasses
4. n s l i r g m w — swim ring
5. o p p i l f f s l — flip flops

Activity 6

Listen and fill in the blanks.

friends	sunny	ball	orange	swim

1. It's a hot and sunny day.
2. His friends are at the beach.
3. Rashid's friends swim in the sea.
4. Maryam and Saeed play with a ball.
5. Rashid drinks orange juice.

Activity 7

Talk to a partner about what you do at the beach.



Scanned with CamScanner

سراج التعليمي

Activity 1

What do you need when it's sunny? Choose two things to make a word web.

1. _____

2. _____



sunny

I need _____ and _____ when it's sunny.

Activity 2

What do you need when it's rainy? Make a word web and write a sentence.

_____

_____



_____

I need _____.

Activity 3

What do you need when iit's cold? Make a word web and write a sentence.

1. _____

2. _____



cold

_____

Scanned with CamScanner

سراج التعليمي

Activity 1

Look at the pictures and say the words. How many syllables do the words have?

1	2	3.	4.
			
dolphin 2	iguana 3	igloo 2	hat 1

Activity 2

Listen and write the words.

We	They	be	are

1. Where are your friends? ___they___ are at the beach.
2. Please ___be___ careful, it's hot outside!
3. It's sunny. ___we___ can play at the park.
4. There ___are___ a lot of shells on the sand.

Activity 3

Match the pictures to the words.

1.	2.	3.	4.	5.
				
towel	flip flops	sunglasses	bucket	swim ring

Activity 4

Find the words from Activity 3 in the word search.

s	t	e	a	l	o	g	l	e	w
r	o	c	b	u	c	k	e	t	s
t	w	s	w	i	m	r	i	n	g
b	e	p	i	c	o	n	d	e	l
f	l	i	p	f	l	o	p	s	n
s	u	n	g	l	a	s	s	e	s

Scanned with CamScanner

سراج التعليمي

Activity 1

Listen and repeat. Then, point and practise with a partner.



a e i o u

Activity 2

Write the short vowels to complete the words.

1.  s u n	2.  c a t	3.  k i d	4.  l e g
5.  w e b	6.  j e t	7.  p o t	8.  v a n

Activity 3

Say the words. Circle the pictures that have the short vowel sounds.

1. a 

2. e 

3. i 

4. o 

5. u 

Scanned with CamScanner

Activity 4

Listen to the words and circle the correct short vowel sounds.

1.	(a)	e	i	o	u
2.	a	e	(i)	o	u
3.	a	(e)	i	o	u
4.	a	e	i	(o)	u
5.	a	e	i	o	(u)

Activity 5

Underline the words with short vowel sounds.

1. The duck runs to win the cup.
2. Clap your hands for the fat rat!
3. The red hen has six eggs.
4. The orange fox has a box.
5. This big fish uses little fins to swim.

Activity 6

Match the pictures to the sentences in Activity 5 (1-5).


4


1

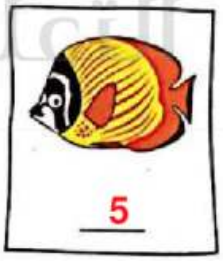
5


2


3

Activity 7

Work with partner. Complete the table with words from Activity 5.

a	e	i	o	u

Scanned with CamScanner

Activity 1

Listen and repeat.

		
wake up	have a shower	brush my teeth
		
get dressed	eat breakfast	go to school

Activity 2

Match the pictures to the sentences.

1.	2.	3.	4.	5.	6.
					
I get dressed.	I have a shower.	I go to school.	I wake up.	I brush my teeth.	I eat breakfast.

Activity 3

Complete the sentences.

have	up	get	go	my	eat

1. I wake **up**.
2. I **have** a shower.
3. I brush **my** teeth.
4. I **get** dressed.
5. I **eat** breakfast.
6. I **go** to school.

Activity 4

Work with a partner. Act out the phrases for your partner.





Get dressed.

Scanned with CamScanner

Activity 1

Read the story. Then, put the pictures in the correct order (1-5).

My Morning

Every morning, I wake up at 7am.
I get up and I have a shower. I like hot showers.
my shower, I get dressed.
I brush my teeth slowly. Do you brush your teeth too?
Then, I eat breakfast. I eat it all!
Then, I get ready for school. I put my books in my bag.
At 8am, I go to school.
I like school because I can see my friends!





Activity 2 HFW

Find and underline **my** and **your** in the text.

Activity 3

Read the text. Then, tick (✓) the things he does.

1. reads a book	☐	2. brushes his teeth	✓
3. wakes up	✓	4. goes to sleep	☐

Activity 4

Read the text and circle the correct answers.

1. At 7am, he _____.
2. Then, he gets up and _____.
3. After his shower, he _____.
4. He _____ slowly.
5. At 8am, he _____.

wakes up	brushes his teeth	goes to school
brushes his teeth	wakes up	**has a shower**
eats breakfast	**brushes his teeth**	**gets dressed**
		has a shower
	eats breakfast	**goes to school**

Scanned with CamScanner

Let's Write

Activity 1
Match the words to make phrases.

1. eat	a shower
2. wake	to school
3. brush	breakfast
4. go	dressed
5. get	up
6. have	my teeth

Activity 2
Unscramble the sentences.

1. eat / I / breakfast — I eat breakfast.
2. shower / have / a / I — I have a shower.
3. I / up / wake — I wake up.
4. dressed / get / I — I get dressed.
5. go / I / school / to — I go to school.
6. my / brush / I / teeth — I brush my teeth.

Activity 3
What do you do in the morning? Order the pictures (1-6).



Activity 4
Write the phrases in the order that you do them in the morning.

1. _____
2. _____
3. _____
4. _____
5. _____
6. _____

Scanned with CamScanner

Activity 1

Circle the correct short vowel sounds.

1. 
a i e o u

2. 
i u o e a

3. 
e i a u o

4. 
o e u a i

5. 

e a i u o

Activity 2 HFW

Unscramble the words. Say the words.

1. oyru → your

2. ym → my

Activity 3 HFW

Find the words.

t	h	e	y	p	j
n	m	y	o	u	r
y	y	q	j	v	f
o	l	a	r	e	k
u	g	t	u	n	h
w	s	h	e	x	e

- they ☐
- my ☐
- she ☐
- he ☐
- your ☐
- are ☐
- you ☐

Activity 4 24

Listen to Maitha and put the things she does in order (1-6).

She eats her breakfast.	She goes to school.	She has a shower.	She gets dressed.	She brushes her teeth.	She wakes up.
5	6	2	4	3	1

Scanned with CamScanner

Magic e

- Vowels (**a, e, I, o, u**) make short and long sounds.
- **Magic e** tells the vowel to make the long sound.
- **Magic e** makes no sound.

Activity 1

Listen and repeat. Point to the vowels as you listen.



Activity 2

Listen to the words. Point to the words as you listen.

cap cape	rip ripe	hop hope	tub tube

Activity 3

Work with a partner. Use **Magic e** to make new words.

1. mad 2. plan 3. mop 4. pin 5. cub

Activity 4

Listen and sing the **Magic e** song.

The a in tap says a,
The a in tap says a,
But if we add a **Magic e**,
The a in tape says a.

The i in kit says i,
The i in kit says i,
But if we add a **Magic e**,
The i in kite says i.

Activity 5

Sing the **Magic e** song with these words and sounds.

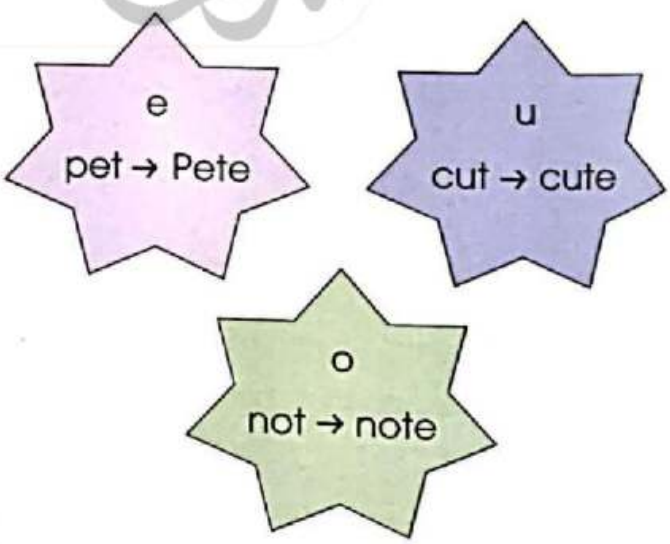

Activity 6

Listen and write **Magic e** if the words have a long vowel sound.

1. man___ 2. bite 3. robe 4. tub___

Scanned with CamScanner

Activity 7

Work with a partner. Say all the words to get from the start to the end.

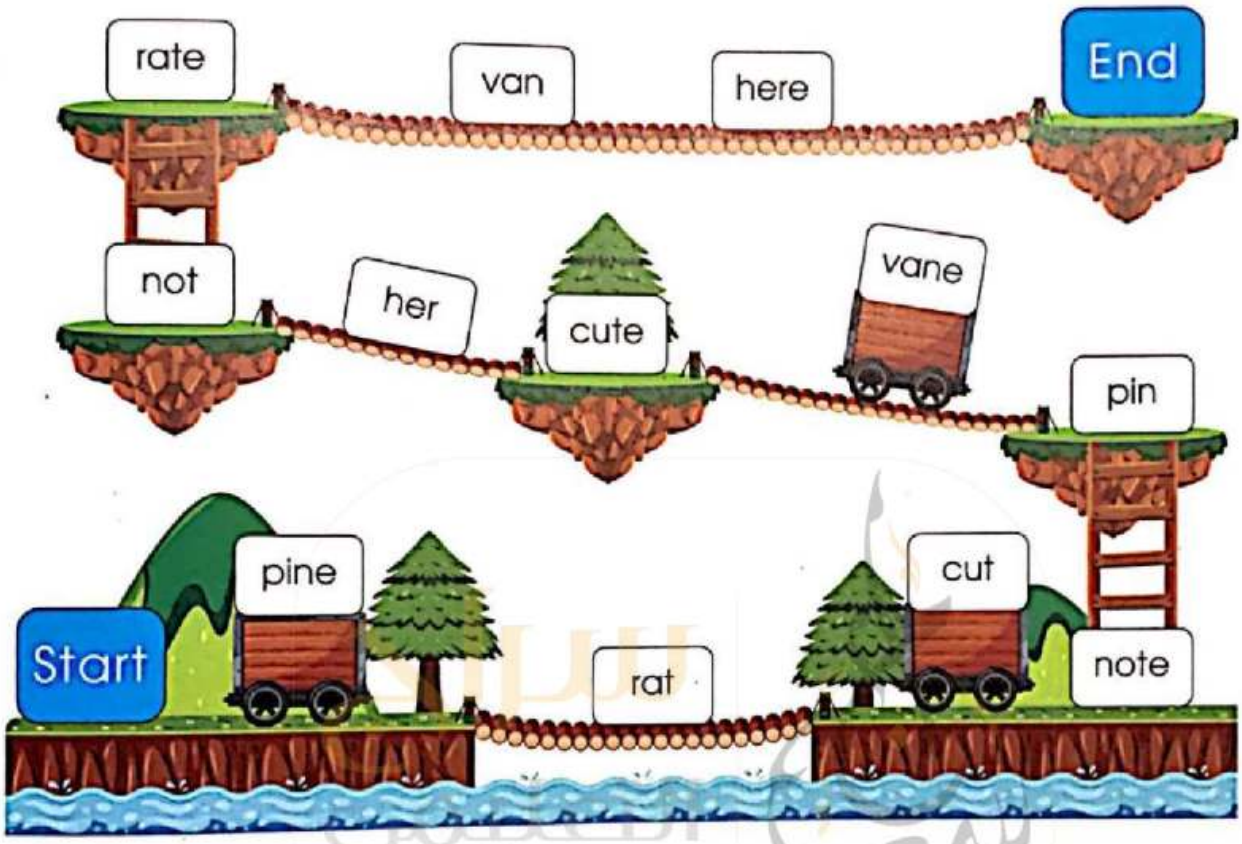

Activity 8

Write **Magic e** in the correct places.

1. 	2 	3. 	4. 
van__	bik**e**	hat__	run__
5. 	6. 	7. 	8. 
gat**e**	kit**e**	can__	nin**e**

Scanned with CamScanner

Pronouns

- We can use pronouns instead of names.
- **Ali** can run. → **He** can run.

I	you	he	she	it	we	you	they
							

Activity 1

Find the pronouns.



Activity 2

Circle the correct pronouns.

1. 	2. 	3. 	4. 
we **it**	it **she**	**they** I	she **he**

Activity 3

Write the correct pronouns.

1. Sara → **she**
2. Adam and Ali → **they**
3. Bader → **she**
4. The lion → **it**
5. The frog and the fish → **they**
6. Zainab → **she**

Activity 4 6

Cut out the cards. Match the pictures to the words.



we	he	it

Scanned with CamScanner

Activity 1

Read the story. Write numbers (1-6) to show what Hamdan and Alia do in the morning.

Things We Do in the Morning





This is Hamdan.
He wakes up at 6am. He eats breakfast.
He brushes his teeth and he has a shower.
Then, he gets dressed for school.
He goes to school at 7am. He likes school.
This is Alia.
She wakes up at 7am. She has a shower.
She brushes her teeth and she gets dressed.
Then, she eats breakfast. She eats eggs for breakfast.
She goes to school at 8am. She likes school!



wakes up	1	goes to school	6	has a shower	4
brushes his teeth	3	gets dressed	5	eats breakfast	2



wakes up	1	goes to school	6	has a shower	2
brushes his teeth	3	gets dressed	4	eats breakfast	5

Activity 2 HFW

Find and underline **for** and **all** in the text.

Activity 3

Read the story and answer the questions.

1. Who is the story about? Hamdan and Alia
2. What is the title of the story? Things We Do in the Morning
3. What is the story about? _____

Activity 4

Tell your partner what you do in the morning.

brush teeth	eat breakfast	have a shower
wake up	get dressed	go to school

Scanned with CamScanner

سراج التعليمي

Activity 1

Write about four things that you do in the morning. Draw pictures.

brush teeth	eat breakfast	have a shower
wake up	get dressed	go to school



1. _____



2. _____



3. _____



4. _____

Scanned with CamScanner

Activity 1

30

Listen and circle the correct words.

1.	man	mane
2.	her	here
3.	fin	fine
4.	rob	robe
5.	cut	cute

Activity 2

Circle the pictures that have **Magic e**.

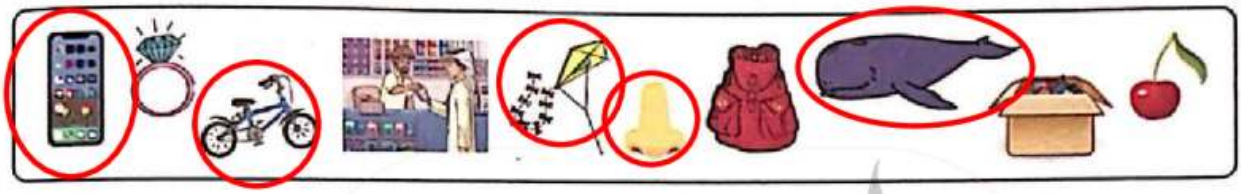

Activity 3

HFW

Unscramble the words. Say the words.

1. ofr → for

2. lal → all

Activity 4

Write the words in the correct circles.

he	Ali	it	Sara and Meera		we
I	you	Saif	they	Aisha	

Pronouns

he it we
I you they

Names

Ali Sara Meera
Saif Aisha

Scanned with CamScanner

سراج التعليمي

- Look at the letters. Say the long **a** sound.

Activity 1

Listen and repeat.

a_e	ai	ay
		
cake	paint	crayon
		
page	train	play

Can you see the Magic e?

Activity 2

Circle the correct letters.

1. 	2. 	3. 	4. 	5. 	6. 
ay **ai**	ai **a_e**	**ay** a_e	ai **ay**	ay **ai**	ai **a_e**

Activity 3

Fill in the missing letters.

1. p**ai**nt	2. c **ay** on	3. p**a**g**e**	4. c**a**k**e**	5. tr**ai**n	6. pl**ay**

Activity 4

Write the words in alphabetical order (a-z). Then, match the words and pictures.

play page cake paint crayon train

1. cake
2. crayon
3. page
4. paint
5. play
6. train



Scanned with CamScanner

سراج التعليمي

Activity 5

Listen and circle the correct words.

1.	page	paint	train
2.	play	cake	paint
3.	crayon	train	page
4.	train	page	cake
5.	paint	crayon	play
6.	cake	play	crayon

Activity 6

Match the pictures to the sentences (1-6).

1. My little brother has a toy train.
2. I have some green paint.
3. The cake has a red cherry on it.
4. There's a dragon on this page.
5. The boy has a big red crayon.
6. My friend can play the violin.



Activity 7

Paste the pictures into the correct place.

Long a Sound	Short a Sound
cake; snake; crayon; rain	ant; tap; cat; hand

Scanned with CamScanner

Activity 1

Listen and repeat. Do actions for each word.

		
climb	jump	swim
		
hang	throw	walk

Activity 2

Unscramble the words. Then, match the words to the pictures.

1. wmis	swim
2. otrhw	throw
3. bcmli	climb
4. nagh	hang
5. jmup	jump
6. lwka	walk



Activity 3

Work with a partner. Say the words and do the actions.



Scanned with CamScanner

Activity 1

Read the story and underline the action verbs.

At the Park

Ali likes the park. He goes on Saturday morning. He's excited to see all his friends.

At the park, he hangs and swings from the rings. Ahmed walks around and eats his ice-cream. Rashid and Rafea jump up and down.

Layla sits and waits for her friends to play. Zayed climbs on the wheel. He's not scared.

They have fun at the park!



Activity 2

HFW

Find and circle **his** and **her** in the story.

Activity 3

Read the story again and fill in the blanks.

1. Ali goes to the park on Saturday ___morning___.
2. Ali ___hangs___ and swings from the rings.
3. Ahmed ___walks___ around and eats an ice cream.
4. Rashid and Rafea ___jump___ up and down.
5. Zayed ___climbs___ on the wheel.

Activity 4

Match the names to the pictures.

1. Ali ●
2. Ahmed ●
3. Rashid ●
4. Rafea ●
5. Layla ●
6. Zayed ●



Scanned with CamScanner

Activity 1 8

Paste the pictures in the correct boxes. Then, write the missing action verbs.

1. Shama walks to the shop.	2. Saif jumps into the water.	3. Mohammed throws a ball.
4. Amna swims in the pool.	5. A bat hangs from the tree.	6. Mazen climbs up the wall.

Activity 2

Unscramble the sentences.

1. frog / The / into /the water. / jumps
   The frog jumps into the water.
2. leaf / The / the tree. / hangs from
   The leaf hangs from the tree.
3. the shop. / boy / The / walks to
   The boy walks to the shop.
4. climbs up / cat / the tree. / The
   The cat climbs up the tree.
5. swims in / shark / The / the sea.
   The shark swims in the sea.
6. a ball. / throws / girl / The
   The girl throws a ball.

Scanned with CamScanner

Activity 1

Draw lines to the pictures with the long a sound.



Activity 2

Circle the words with the long a sound.

1. Can you look at page ten?
2. Zainab likes to play with her brother.
3. The black train goes to the park every day.
4. We eat pizza and cake on Friday.
5. Amna draws with her crayon on the page.

Activity 3 HFW

Write **his** and **her** under the correct pictures.



her



his

Activity 4

Write the correct action verbs.

1. 	2. 	3. 	4. 	5. 	6. 
climb	throw	swim	hang	walk	jump

Scanned with CamScanner

سراج التعليمي

- Look at the letters. Say the long **e** sound.

Activity 1

Listen and repeat.

ea	ee	ey	y
			
beach	bee	monkey	puppy
			
dream	knee	trolley	family

Activity 2

Circle the words with the long e sound. Underline the words with the short e sound.

elbow knee bee zebra beach dream family exit trolley shell monkey egg ten puppy

Activity 3

Listen and circle the correct pictures.

1.	2.	3.	4.
			

Activity 4

Write the words.

1. 	2. 	3. 	4. 
beach	trolley	family	puppy
5. 	6. 	7. 	8. 
knee	bee	dream	monkey

Scanned with CamScanner

Activity 5

Find the phonics words.

p	b	w	e	k	p	f	h
u	i	m	a	n	o	a	m
p	c	d	r	e	a	m	o
p	r	f	t	e	n	i	n
y	o	j	v	d	u	l	k
t	r	o	l	l	e	y	e
s	b	e	a	c	h	b	y

Which word is missing?

_____

Activity 6

Match the sentences and pictures.

1. Can you see two monkeys on the beach?
2. There is a puppy with a trolley in the shop!
3. Three bees are at the jar of honey.
4. The boy sleeps and dreams about cake.



Activity 7

Write how many times you can find the long e sound in Activity 6. 10

Activity 8

Write some words with long and short e sounds.

Long e Sound	Short e Sound
_____	_____
_____	_____
_____	_____
_____	_____

Scanned with CamScanner

سراج التعليمي

Activity 1

Read the sentences to a partner.

The boy **can** jump.	The elephant **can't** hop.
 ✓	 X

Activity 2

Look at the table. Then, read the sentences and circle True (✓) or False (x).

						
Layla	X	✓	✓	✓	✓	X
Butti	✓	✓	X	X	✓	X

1. Layla can jump.	True	False
2. Butti can't climb.	True	False
3. Layla can't swim.	True	False
4. Butti can walk.	True	False
5. Layla and Butti can jump.	True	False
6. Layla and Butti can throw.	True	False

Activity 3

Use the table to fill in the blanks.

1. Layla ___can't___ climb.	2. Butti ___can___ jump.
3. They ___can___ walk.	4. They ___can't___ throw.

Activity 4

Choose a card. Ask and answer questions using **can** or **can't** with your group.



Scanned with CamScanner

Activity 1

Read the text. Talk about the what you can do.

What Can They Do?

Omar can paint. He can paint a green tree.
Children sit on the grass. They can listen to an English story.

Zainab plays in the sand with her dad.
She can make a house.

Can you see the children with the ball?
Look! They can run and throw the ball.
Khalifa can jump and catch the ball.

The puppy can't throw the ball.
What can you do?



Activity 2

How many times do you see **can**? 8

Activity 3

Read the text again. Every time you see **can** change it to **can't**. Now tell the story to your partner.

Activity 4 HFW

Find and circle **see** and **look** in the text.

Activity 5

Circle the missing words.

1. Omar _____ paint a green tree.
2. The children _____ listen to an English story.
3. Zainab _____ make a house in the sand.
4. The children _____ throw the ball.
5. The puppy _____ throw the ball.

can	can't
can	can't
can	can't
can	can't
can	can't

Activity 6

Talk about activities you can and can't do at the park with a partner.



Scanned with CamScanner

سراج التعليمي

Activity 1

Ask three friends what they can do. Put a tick (✓) or cross (**x**) under each action.

Names	swim	climb	run	throw	swing
_____					
_____					
_____					

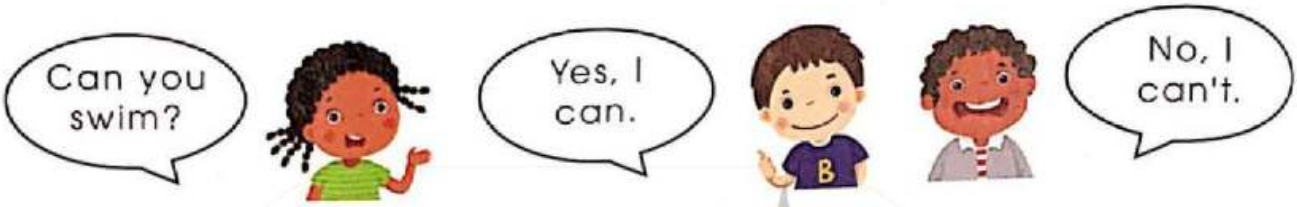

Activity 2

Write sentences about two of your friends using **can** or **can't**.

Name: _____

1. _____.
2. _____.

Name: _____

1. _____.
2. _____.

Activity 3

Write sentences about what you **can** and **can't** do.

1. I can _____.
2. I can't _____.
3. _____.
4. _____.

Scanned with CamScanner

سراج التعليمي

Activity 1

Circle the words with the long e sound.

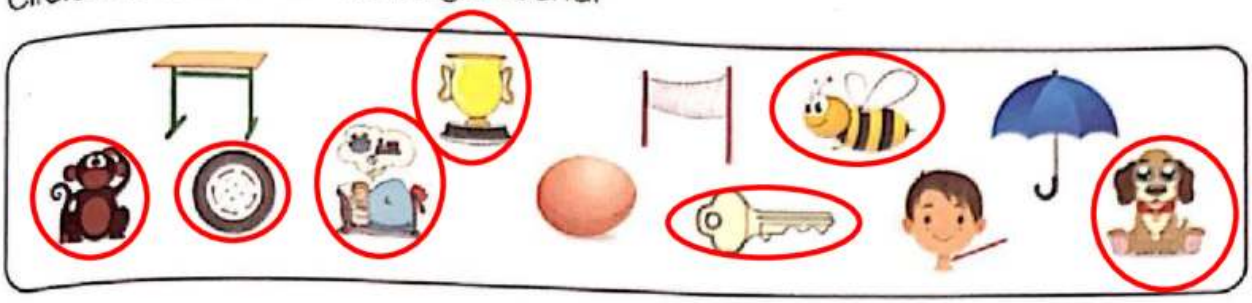

Activity 2

Circle the correct answers.

1. queen	long e sound	short e sound
2. yellow	long e sound	short e sound
3. cherry	long e sound	short e sound
4. beach	long e sound	short e sound
5. vet	long e sound	short e sound
6. sheep	long e sound	short e sound

Activity 3 HFW 38

Listen and write the missing words.

his	look	her	see

1. look at the family and their shopping trolley.
2. Can you see they have cheese and coffee?
3. The queen lets her monkey sleep in the tree.
4. The king brings his three sheep for a walk on the beach.

Activity 4

Describe the pictures to a partner.

1.



2.



3.



Scanned with CamScanner

سراج التعليمي

- Look at the letters. Say the long **o** sound.

Activity 1

Listen and repeat.

o_e	oa	ow
		
bone	road	pillow
		
rope	soap	bowl

Activity 2

Circle the correct letters.

1.	2.	3.	4.	5.	6.
					
oa **o_e**	ow **oa**	**ow** o_e	oa **ow**	ow **o_e**	o_e **oa**

Activity 3

Colour words with long o sounds **red**. Colour words with short o sounds **blue**.

1. soap pot	2. clock rope
3. frog bowl	4. pillow mop
5. dog bone	6. road olive

Activity 4

Work with with a partner. Say more words with the long o and short o sounds.



Scanned with CamScanner

سراج التعليمي

Activity 5

Listen and write the missing words.

bone	road	pillow	rope	soap	bowl

1. He can use a **rope** to tie the bag.
2. There is a **pillow** on my bed.
3. My sister has a **bowl** of fruit every day.
4. Wash your hands with **soap** before you eat.
5. The puppy has a **bone** in its mouth.
6. We cross the **road** with our teacher.

Activity 6

Match the pictures to the sentences from Activity 5.



Activity 7

Read the story. Tick (✓) the phonics words you can find.

I see a cat on the road.
The cat is our new pet.
We wash the cat with soap.
We play with the cat.
We give it a bone and a pillow.



- bone ✓
- rope
- road ✓
- soap ✓
- pillow ✓
- bowl

Activity 8

Retell the story to a partner. Practise making the long o sound.



Scanned with CamScanner

سراج التعليمي

Activity 1

Listen and repeat.

			
tiger	hippo	monkey	snake
			
bear	giraffe	penguin	crocodile

Activity 2

Unscramble the words. Which word is missing?

1. eakns	2. eocrdlico	3. feiargf	4. rietg
snake	crocodile	giraffe	tiger

5. noyemk	6. aebr	7. ipoph	8.
monkey	bear	hippo	penguin

Activity 3

Read the sentences. Match the sentences to the pictures (1-4).

1. This animal's name begins with **g**.
2. This animal's name has **5 letters**.
3. This animal's name ends with **n**.
4. This animal's name has **9 letters**.

2 
1 
4 
5 

Activity 4

Listen and write the missing words.

1. Look at the hippo. It can swim.
2. I can see a snake in the grass. I'm scared!
3. There's a big bear under the tree.
4. Can you jump up and down like a monkey?

Scanned with CamScanner

Activity 1

Read the story. Then, find the animals in the picture.

My Picture

This is my favourite picture.
It's a picture of animals at the zoo.
Look at the picture with me!
There are a lot of different animals
at the zoo. Can you see them?
This is an elephant. It has big ears.
This is a monkey. It likes to eat bananas.
That is a snake. It's long and green.
That is a giraffe. It's very tall!



Activity 2

Find and underline **this**, **that**, **with** and **them** in the story.

Activity 3

Read the sentences and circle the correct answers.

1. It's a picture of animals in the zoo.	True	False
2. The elephant has big ears.	True	False
3. There are two giraffes in the picture.	True	False
4. The monkey likes to eat apples.	True	False
5. The snake is long and green.	True	False

Activity 4

Write the missing words.

snake	giraffe	animals	monkey	elephant

1. There are a lot of **animals** at the zoo.
2. The **elephant** has big ears.
3. The **snake** is long and green.
4. The **monkey** likes to eat bananas.
5. The **giraffe** is very tall.

Scanned with CamScanner

Activity 1

Look at the picture. What can you see?



Activity 2

Write the names of the animals.

1. 1. zebra;
2. 2. monkey;
3. 3. elephant;
4. 4. snake;
5. 5. giraffe;
6. 6. crocodile

Activity 3

Unscramble the sentences.

1. at / zebras. / the / Look
   Look at the zebras.
2. a monkey / is / in the / There / tree.
   There is a monkey in the tree.
3. an / elephant. / is / That
   That is an elephant.
4. long / snake / The / green. / and / is
   The snake is long and green.
5. see / giraffes. / can / I / two
   I can see two giraffes.

Activity 4

Write a sentence about the crocodile.

Scanned with CamScanner

Activity 1

Match the letters to the pictures.

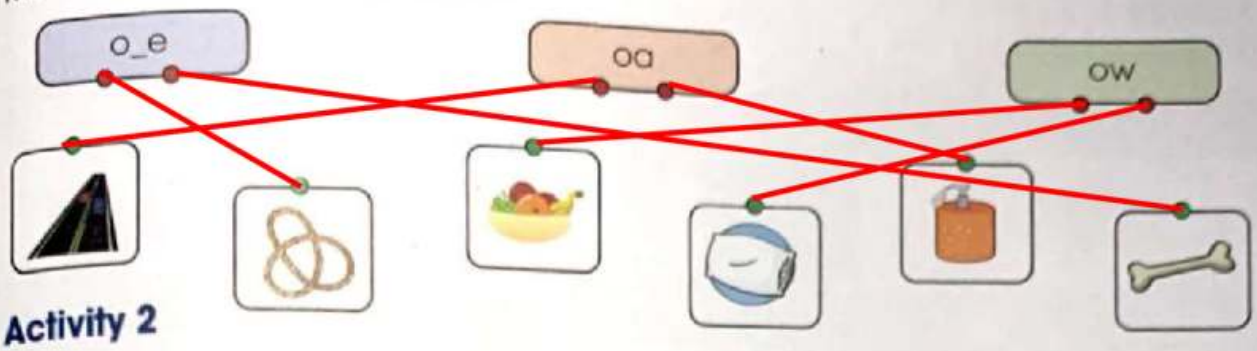

Activity 2

Write the words from Activity 1 in the correct boxes.

o_e	oa	ow
rope	road	bowl
bone	soap	pillow

Activity 3 HFW

Write the missing letters.

m	e	t	t	s	a	w	t



Activity 4

Find the words. Tick (✓) the words when you find them.

a	g	i	r	a	f	f	e	r	m
m	e	r	h	c	b	g	t	b	a
o	s	t	i	g	e	r	l	o	w
n	i	l	p	o	a	k	g	d	e
k	r	t	p	s	r	e	p	y	g
e	c	r	o	c	o	d	i	l	e
y	n	s	n	a	k	e	u	s	t
n	p	e	n	g	u	i	n	e	r

- tiger ☐
- hippo ☐
- monkey ☐
- snake ☐
- bear ☐
- giraffe ☐
- penguin ☐
- crocodile ☐

Scanned with CamScanner

سراج التعليمي

- Look at the letters. Say the long **i** sound.

Activity 1

Listen and repeat.

i_e	igh	y	ie
			
slide	night	sky	tie
			
smile	light	cry	fries

Activity 2

Listen and circle the correct pictures.



Activity 3

Write the words in alphabetical order (a-z). Then, match the words to the pictures.

1. 1. cries
2. 2. fries
3. 3. light
4. 4. night
5. 5. sky
6. 6. slide
7. 7. smile
8. 8. tie

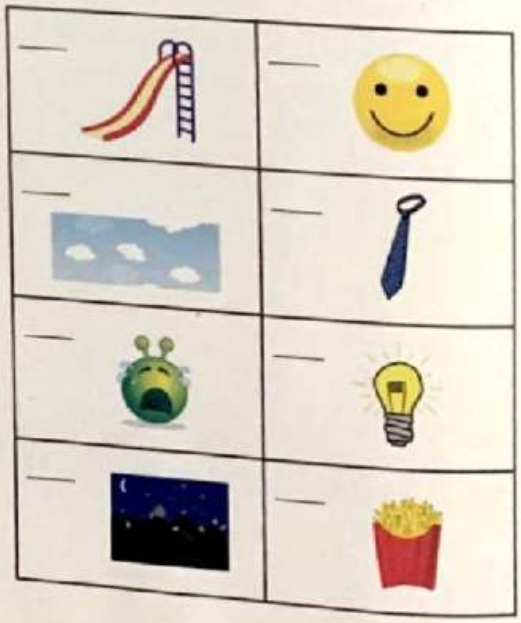

Scanned with CamScanner

سراج التعليمي

Activity 4

Look at the pictures and complete the sentences.

1.  Eight birds fly in the **sky**.
2.  Do you want **fries** and a hamburger?
3.  At **night**, I can see the moon and the stars.
4.  The crocodile has big teeth and a big **smile**.

Activity 5

Point to the words and practise saying them with a partner.

gift milk try igloo ties

pin night like tiger

slide ring king

Activity 6

Complete the table with the words from Activity 5.

Long i Sound	Short i Sound
slide	gift
night	pin
try	milk
like	ring
ties	igloo
tiger	king

Scanned with CamScanner

سراج التعليمي

Activity 1

Look at the picture. Describe the animal to a partner.

This is a hippo. Hippos live in Africa.

Hippos are very big and strong. They are grey. They have long, sharp teeth.

The weather is hot in Africa. Hippos swim in the water to keep cool.
Hippos are very good at swimming.

In the evening, hippos get out of the water to eat grass. Hippos eat a lot of grass!

Hippos can live for 40 years.
A baby hippo is called a calf.

Did you see a hippo at the zoo?



Fun Fact

Hippos have very big mouths.

They can open their mouths 1 metre wide!



Activity 2

Read about the hippo.
Then, tell your friends what you remember.

Activity 3

Circle the correct answers.

1. Hippos are big and strong.	True	False
2. They have small teeth.	True	False
3. They swim in the water to keep cool.	True	False
4. Hippos get out of the water in the morning.	True	False
5. Hippos can live for 20 years.	True	False

Activity 4

Complete the sentences.

grey	grass	Africa	calf	swimming

1. Hippos come from Africa.
2. Hippos are grey.
3. Hippos are very good at swimming.
4. Hippos eat grass.
5. A baby hippo is called a calf.

Scanned with CamScanner

Activity 1

Complete the sentences about the animals.

Name: gorilla
Size: big
Colour: black
Food: fruit
Fact: sits under the trees



This is a gorilla.
It's big and black.
It eats fruit.
Gorillas sit under trees.

Name: frog
Size: small
Colour: green
Food: insects
Fact: jumps very high



This is a frog.
It's small and green.
It eats insects.
Frogs jump very high.

Name: giraffe
Size: tall
Colour: orange
Food: leaves
Fact: runs very fast



This is a giraffe.
It is tall and orange.
It eats leaves.
Giraffes run very fast.

Activity 2

What's your favourite animal? What does it look like? Draw and write about your favourite animal.

Name: _____

Size: _____

Colour: _____

Food: _____

Fact: _____

_____

_____

_____

_____

Scanned with CamScanner

سراج التعليمي

Activity 1

Circle the correct pictures.

i_e	igh	y	ie
			

Activity 2

Unscramble the words.

1. ite — tie
2. silem — smile
3. gilht — light
4. dslie — slide
5. eirsf — fries
6. yks — sky
7. hingt — night
8. cyr — cries

Activity 3 47 HFW

Listen and write the correct words.

this	that	with	them

1. Look at that snake! It's in the tree.
2. This is my favourite animal.
3. There are tigers in the trees. Can you see them?
4. The crocodile with big teeth swims in the water.

Activity 4

Look at the pictures. Tell your partner about these animals.





Scanned with CamScanner

سراج التعليمي

- Look at the letters. Say the long **u** sound.

Activity 1

Listen and repeat.

u_e	ew	ue
		
flute	screw	glue
		
ruler	jewel	true

Activity 2

Complete the words. Then, find the words in the word search.

1. fl u t e
2. r u l e r
3. scr e w
4. j e w el
5. gl u e
6. tr u e

b	a	u	i	d	k	j	s
j	f	l	u	t	e	e	c
t	u	e	m	r	s	w	t
e	l	g	l	u	e	e	l
l	s	c	r	e	w	l	e
p	o	d	r	u	l	e	r

Activity 3

Listen to the sentences and circle the correct pictures.

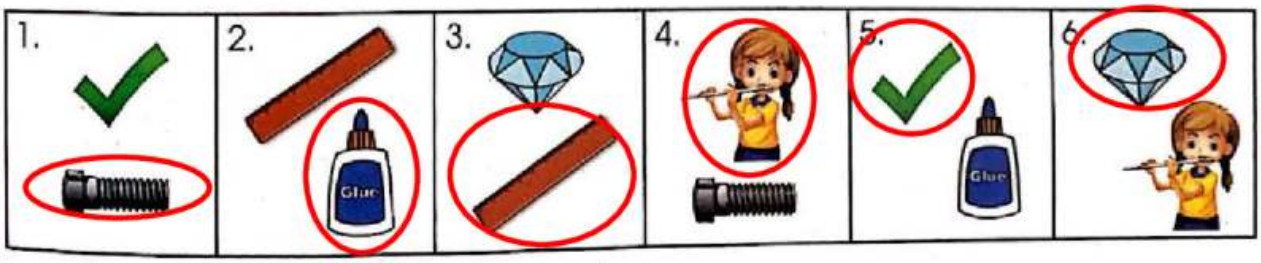

Activity 4

Work with a partner. Tick (✓) the words you can say.

☐ flute ☐ ruler ☐ screw ☐ jewel ☐ glue ☐ true

Scanned with CamScanner

سراج التعليمي

Activity 5

50

Listen and circle the correct words.

1. There is a (jewel / screw) in the crown.
2. She fixes it with a (screw / flute).
3. Is the answer (true / glue) or false?
4. My little sister plays the (flute / ruler).
5. The pot of (glue / jewel) is on my desk.
6. I use a (ruler / true) and pencil.

Activity 6

Circle the words with the long **u** sound. Underline the words with the short **u** sound.

jump umbrella glue screw true duck
mum jewel ruler buzz flute nuts

Activity 7

Say the words. Then, circle if the words have a long or short u sound.

1. hut	long **u**	short **u**
2. cute	long **u**	short **u**
3. chew	long **u**	short **u**
4. thumb	long **u**	short **u**
5. clue	long **u**	short **u**

Activity 8

Work with a partner. Say words that have the long u and the short u sounds.



Scanned with CamScanner

سراج التعليمي

Activity 1

Look at the pictures and read the sentences. What do you think the story is about?



This is Fox. He is very clever.



This is Crow. She loves to sing.

Activity 2

51

Read the story. How do you think Crow feels at the end of the story?

The Fox and the Crow

It's a sunny morning. Fox walks in the forest. He sees Crow. He's hungry.

Crow eats cheese. It's her favourite food. Fox likes cheese too. He talks to Crow.
"Can you sing for me? You're good at singing."

"I love to sing!" says Crow. "Kwaaaaaaa!" Crow sings and the cheese falls down. Then, fox catches it with his mouth.

Now, Fox is very happy.
"Thank you," says Fox. "I love cheese!"

forest a big piece of land with lots of trees

Activity 3

Put the pictures in order (1-4).



Activity 4 HFW

Tick (✓) the words you can find in the story.

☐ then ☐ now ☐ too ☐ down

Activity 5

Talk about the story. What did you learn?

Scanned with CamScanner

سراج التعليمي

Activity 6

Remember the story **The Fox and the Crow.**
Write the title and the name of the characters in the story planner.



Title: name of the story

Characters: who is in the story

Story Planner

Title: The Fox and the Crow

Characters: Fox , Crow

Activity 7

Complete the story planner with words from box.

sings	eats	likes	is	catches	sees

What happens:

1. Fox sees Crow. She's in a tree.
2. Crow eats cheese.
3. Fox likes cheese too.
4. Crow sings for Fox.
5. She drops the cheese. Fox catches it.
6. Fox is very happy.

Scanned with CamScanner

سراج التعليمي

Let's Write

Activity 1

Work with a partner. Look at the pictures and talk about what you can see.



Activity 2

Circle words to make your own sentences.

1. It's a (sunny / windy) day. The Bear family walk to the (shop / park).
2. The girl is (tired / hungry). She goes into the Bear's house.
3. The girl eats (one bowl / three bowls) of the Bear's food.
4. (Father Bear / Mother Bear) is (angry / scared). There is no food!
5. The girl (cries / runs). Baby Bear says (goodbye / good night).

Activity 3

Write a title for your story.

_____

Activity 4

Write the story in your own words.

_____

_____

_____

_____

_____

Activity 5

Tell your story to a partner.



Scanned with CamScanner

Activity 1

Write the words in alphabetical order (a-z).
Match the words and pictures.

1. flute
2. glue
3. jewel
4. ruler
5. screw
6. true



Activity 2

Circle the correct answers.

1. My friend has <u>blue</u> eyes.	long **u**	short **u**
2. Abdullah watches the <u>news</u> every night.	long **u**	short **u**
3. There is a <u>jug</u> of water on the table.	long **u**	short **u**
4. It's hot and sunny in <u>June</u>.	long **u**	short **u**
5. I play football with my brother. it's <u>fun</u>!	long **u**	short **u**

Activity 3

Unscramble the words.

1. o o t — too
2. h e n t — then
2. w n o — now
4. w o n d — down

Activity 4

Talk about the pictures with a partner.





Scanned with CamScanner

سراج التعليمي

Activity 1

Write the correct words.

1. 	2. 	3. 	4. 	5. 
shark	whistle	cheese	long	trophy

Activity 2

Write the words from Activity 1 in alphabetical order (a-z).

1. cheese
2. long
3. shark
4. trophy
5. whistle

Activity 3

Listen and write the correct words.

1. The happy cat has a black hat.
2. There are ten wet shells in a red net.
3. Six big kids drink milk and sing.
4. There's a clock on top of the rock. Tick, tock, tick tock!
5. The bug jumps up and runs under the cup.

Activity 4

Work with a partner. Practise reading the sentences in different ways.









Activity 5

Circle the correct words.

1. 	2. 	3. 	4. 	5. 	6. 
(cake) page	rope (bone)	paint (train)	(road) soap	(crayon) play	(pillow) bowl

Scanned with CamScanner

سراج التعليمي

Activity 6

Listen and tick (✓) the correct words.

1.	○ beach	✓ dream	✓ teach
2.	✓ key	✓ monkey	○ trolley
3.	✓ puppy	○ family	✓ happy
4.	✓ bee	✓ see	○ knee

Activity 7

Unscramble the long u phonics words.

1. rleur ruler
2. eurt true
3. tfuel flute
4. weelj jewel
5. ulge glue
6. csrwe screw

Activity 8

Work with a partner. Make sentences using the words in the box.

slide	smile	night	light	
sky	cry	tie	fries	



Activity 9

Read the words. Circle if they have a long or short vowel sound.

1. egg	long	(short)	2. say	(long)	short
3. duck	long	(short)	4. beach	(long)	short
5. tiger	(long)	short	6. phone	(long)	short
7. pot	long	(short)	8. flute	(long)	short
9. kid	long	(short)	10. bag	long	(short)

Scanned with CamScanner

سراج التعليمي

Activity 1

Find the words in the word search.

a	k	n	o	w	i	m	s
t	o	o	k	i	d	a	t
h	b	m	w	t	a	t	h
e	e	h	t	h	e	m	a
n	d	w	h	a	t	i	t
a	h	n	i	f	k	s	i
c	o	p	s	w	r	e	e
e	g	a	e	m	t	e	o

- this ☐
- that ☐
- with ☐
- them ☐
- then ☐
- now ☐
- see ☐
- too ☐

Activity 2

54

Listen and write the words.

1. Is this **your** bag? It's under the desk.
2. **my** mum is a vet. She helps pets.
3. This is my friend, **his** name is Ammar.
4. Sheikha likes the zoo. **her** favourite animal is the giraffe.

Activity 3

Match the words to the word shapes.

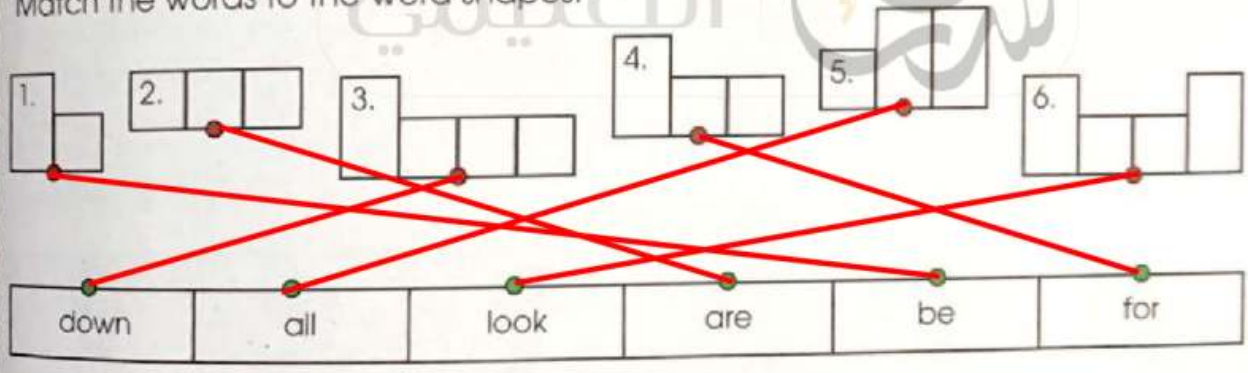

Activity 4

Choose two words and write sentences.

me	you	he	she	we	they

1. _____
2. _____

Scanned with CamScanner

Vocabulary Review

Activity 1

Write the correct greetings under the pictures.

1. 	2. 	3. 
hello	goodbye	good morning
4. 	5. 	6. 
good afternoon	good evening	good night

Activity 2

Work with a partner. Talk about the things you need in different weather.

 hot

 cold

 sunny

 cloudy

 rainy

 windy

It's cold. I need a jacket.





It's rainy. I need an umbrella.

Activity 3

Circle the phrases that match the pictures.

1. 	2. 	3 	4. 	5. 	6. 
have a shower wake up	get dressed brush my teeth	go to school have a shower	get dressed eat breakfast	eat breakfast wake up	go to school brush myteeth

Activity 4

Listen to the sentences and order the pictures (1-5).

 2

 4

 5

 3

 1

Scanned with CamScanner

سراج التعليمي

Activity 5

Unscramble the action verbs.

1. howtr throw	2. pmuj jump	3. klaw walk	4. bcmil climb	5. imsw swim	6. nagh hang

Activity 6

Match the action verbs from Activity 5 to the pictures (1-6).

4 

6 

2 

5 

1 

3 

Activity 7

Write the names of the animals.

1.  hippo	2.  bear	3.  crocodile	4.  snake
5.  giraffe	6.  monkey	7.  tiger	8.  penguin

Activity 8

Listen and write the correct words.

1. The monkey can hang from its tail.
2. The penguin can swim very fast.
3. The tiger can jump on the rocks.
4. The hippo can walk under the water.
5. The bear can climb high in the trees.

Activity 9

11

Work with a partner. Pick a card and do the actions for your partner.

Scanned with CamScanner

Phonics Words Checklist

Tick the words you can read (✓).

Long a sound	cake		paint		crayon		
	page		train		play		
Long e sound	beach		dream		bee		
	knee		monkey		trolly		
	puppy		family				
Long o sound	bone		rope		road		
	soap		pillow		bowl		
Long i sound	slide		smile		night		
	light		sky		cry		
	tie		fries				
Long u sound	flute		ruler		screw		
	jewel		glue		true		

High Frequency Words Checklist

Tick the High Frequency Words you can read (✓).

me		you		he		she	
we		they		be		are	
my		your		for		all	
his		her		see		look	
this		that		with		them	
then		now		down		too	

Scanned with CamScanner

Phonics Words Checklist

Tick the words you can read (✓).

Long a sound	cake		paint		crayon	
	page		train		play	
Long e sound	beach		dream		bee	
	knee		monkey		trolly	
	puppy		family			
Long o sound	bone		rope		road	
	soap		pillow		bowl	
Long i sound	slide		smile		night	
	light		sky		cry	
	tie		fries			
Long u sound	flute		ruler		screw	
	jewel		glue		true	

High Frequency Words Checklist

Tick the High Frequency Words you can read (✓).

me		you		he		she	
we		they		be		are	
my		your		for		all	
his		her		see		look	
this		that		with		them	
then		now		down		too	

Scanned with CamScanner

سراج التعليمي

Hybrid education in the Emirati school

Within the strategic dimension of the development plans in the Ministry of Education, and its endeavor to diversify education channels and overcome all the challenges that may prevent it, and to ensure continuity in all circumstances, the Ministry has implemented a hybrid education plan for all students at all levels of education.

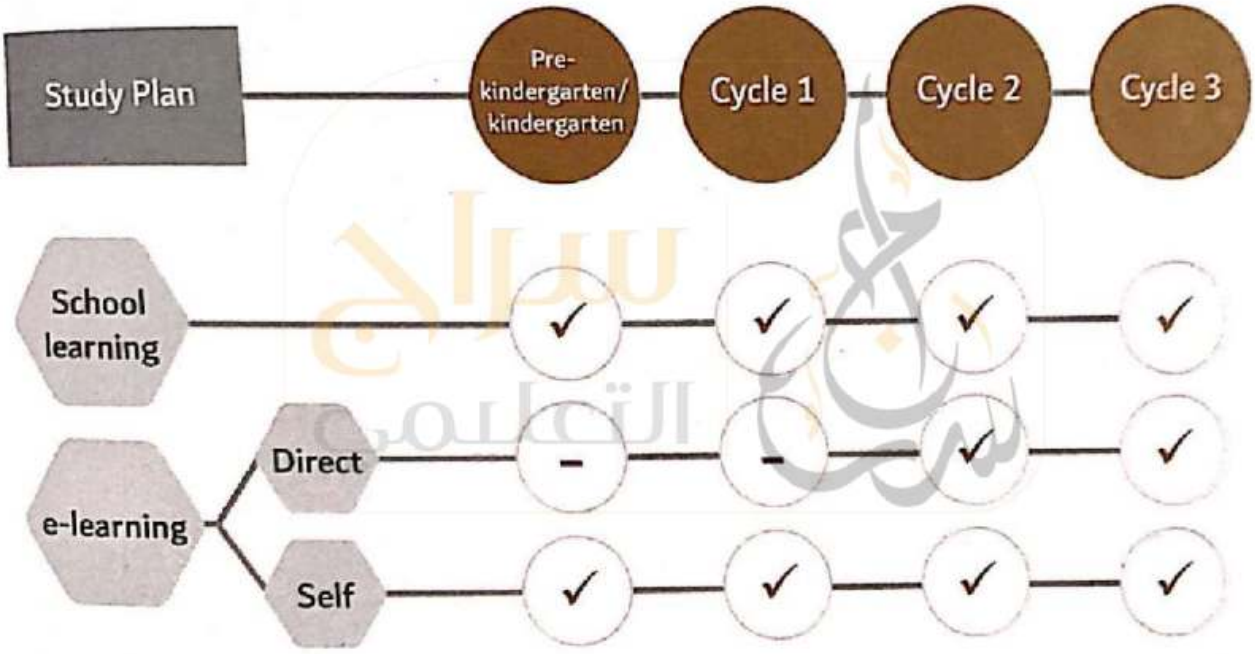

Channels for obtaining a textbook:

Electronic units

Scanned with CamScanner

سراج التعليمي

UNITED ARAB EMIRATES
MINISTRY OF EDUCATION



Education System in the United Arab Emirates

Scanned with CamScanner

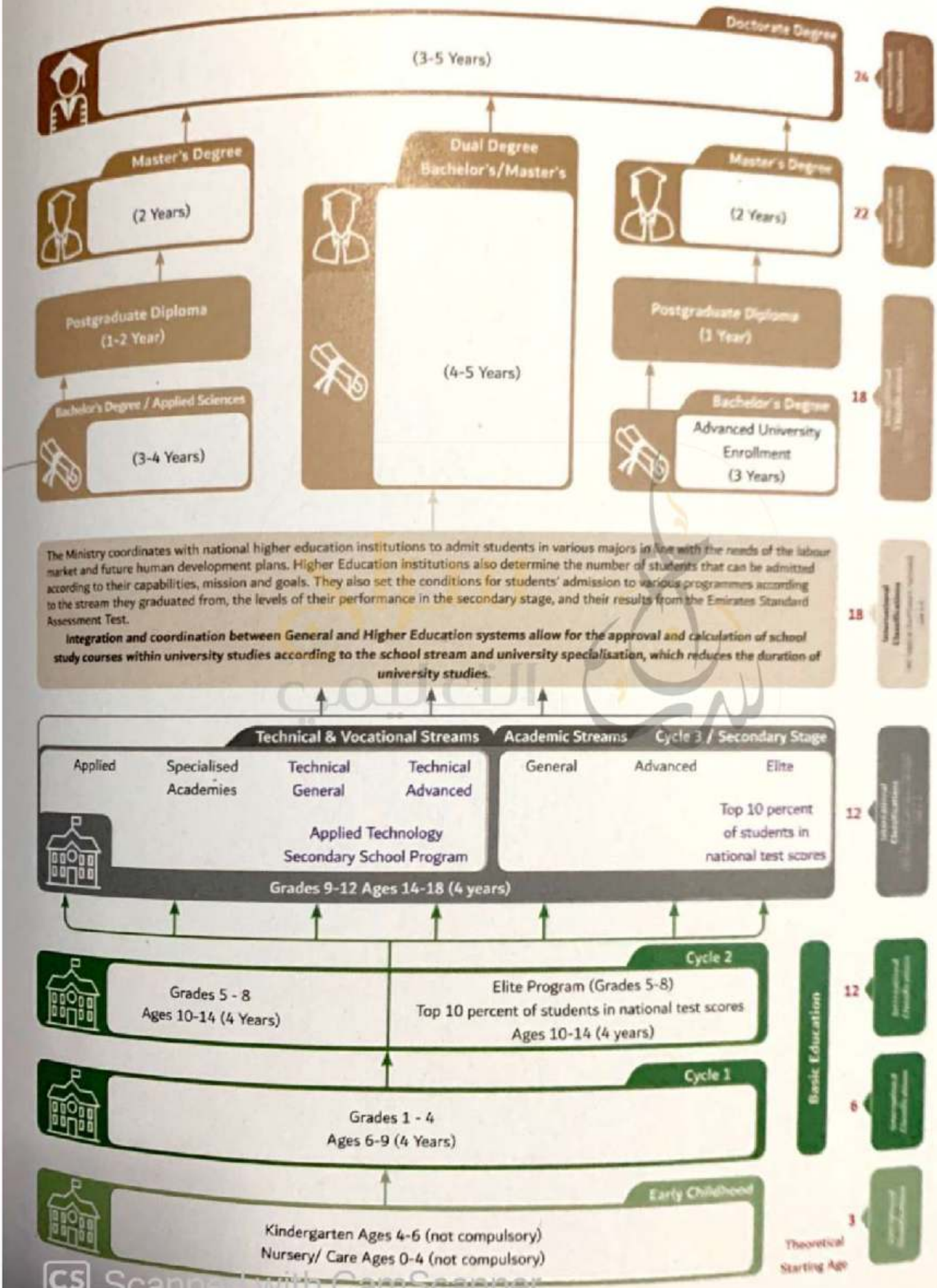

Scanned with CamScanner

سراج التعليمي

المدرسة الإماراتية

VISION 2021

UAE Phonics

Student Book

سراج التعليمي

UAE Phonics 2



Scanned with CamScanner