UNITED ARAB EMIRATES
MINISTRY OF EDUCATION

YEAR OF TOLERANCE

2019-2020

GRADE 1



UAE PHONICS

Grade 01

UAE Phonics Book

English Language

Coursebook

Volume 1

1440- 1441 A.H. /2019- 2020 A.D.

Introduction to UAE Phonics Programme

This course will provide learners with the essential language skills required to read and write with confidence. Through the materials provided, learners' literacy skills will be developed through interactive activities and independent learning. Term 1 materials focus heavily on phonics, and builds on this foundation throughout the course, supplemented with other essential skills for literacy.

Course Guide

Phonics Focus

Structured sets of phonemes and graphemes are an integral feature of the course and will be applied through a variety of methods of learning; including blending, segmenting, word families and rhyming. It is essential that phonics is practised and reinforced throughout the entirety of the course.

High Frequency Words

An awareness of the most commonly used High Frequency Words will be incorporated throughout the course. Recognition of these words will enable learners to become faster and more fluent readers.

Handwriting Practice

Learners are supported through the basics of letter formation and penmanship. The course aims to develop fine motor skills and provide learners with the ability to write independently and with confidence.

Sentence Structure

Syntax is reinforced through repetition and progressively challenging activities that provide learners with the tools needed to create their own sentences while continuing their language learning.

Reading Comprehension

Relatable reading tasks and comprehension activities have been designed to challenge learners and enhance listening, speaking and writing skills. Through reading comprehension learners will build on their vocabulary, practise pronunciation and develop grammar knowledge.

Grammar Practice

The essential grammar rules required for English language progression are introduced and practised throughout the course. Supplementary and supportive activities are also included; providing learners and teachers with additional opportunities to explicitly practise the featured grammar rules and reinforce language learning.

Authors: Niamh Dunne & Charlotte Lewis

UAE Phonics
Grade 1

Contents **Page**

Unit 1.....1 – 5
Introduction

Unit 2.....6 – 12
Phonics Focus – *s, a*
Number 1
Review
Let's Write

Unit 3.....13 – 20
Phonics Focus – *t, p*
Let's Read – Blending
Number 2
Review
Let's Write

Unit 4.....21 – 28
Phonics Focus – *l, n*
Let's Read – Blending
Number 3
Review
Let's Write

Unit 5.....29 – 36
Phonics Focus – *m, d*
Let's Read – Segmenting
Numbers 1-3 Review
Review
Let's Write

Unit 6.....37 – 44
Phonics Focus – *o, e*
Let's Read – Segmenting
Number 4
Review
Let's Write

Unit 7.....45 – 53
Phonics Focus – *c, k, ck*
Let's Read – Alliteration
Number 5
Review
Let's Write

Unit 8.....54 – 61
Phonics Focus – *g, u*
Let's Read – Word Families
Number 6
Review
Let's Write

Unit 9.....62 – 69
Phonics Focus – *r, h*
Let's Read – Word Families
Numbers 1-6 Review
Review
Let's Write

Unit 10.....70 – 77
Phonics Focus – *b, j*
Let's Read – Word Families
Number 7
Review
Let's Write

Unit 11.....78 – 86
Phonics Focus – *f, l, ff, ll*
Let's Read – Word Families
Number 8
Review
Let's Write

Unit 12.....87 – 94
Phonics Focus – *v, w*
Let's Read – Rhyming
Number 9
Review
Let's Write

Unit 13.....95 – 102
Phonics Focus – *x, y*
Let's Read – Simple sentences
Number 10
Review
Let's Write

Unit 14.....103 – 111
Phonics Focus – *z, q*
Let's Read – Simple sentences
Numbers 1- 10 Review
Review
Let's Write

Checklists.....112 – 114
Phonics Sounds
Phonics Words
High Frequency Words



My name is: _____

Aa 	Bb 	Cc 	Dd 
Ee 	Ff 	Gg 	Hh 
Ii 	Jj 	Kk 	Ll 
Mm 	Nn 	Oo 	Pp 
Qq 	Rr 	Ss 	Tt 
Uu 	Vv 	Ww 	Xx 
Yy 	Zz 		

Activity 1

Trace the lines.











Activity 2

Look at the picture. What can you see?

A Day at the Park



Activity 3

Find these things in the picture.

1.	2.	3.	4.
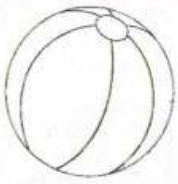			

Activity 4

What else can you see? Draw two pictures.

UNIT 2 – Phonics Focus – S s

- Listen to your teacher. Say the sound. Sing the song.
- Look at the letter. Say s. Trace S s.





Activity 1 – Track 1 and Phonics Song

Listen and repeat.

Activity 2

Colour S s.



Activity 3 – Track 2

Listen and circle.



Activity 4

Circle the letters that look the same.

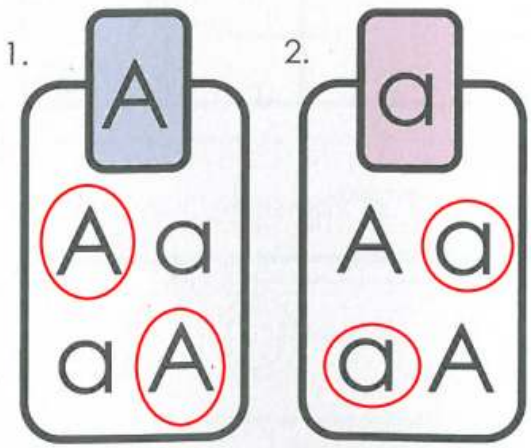

UNIT 2 – Phonics Focus – S s

Activity 5

Say the sound. Trace and write the letters.



Activity 6

Colour the pictures. Say the words with a partner.



Activity 7 – Track 3

Let's sing!

(To the tune of Farmer in the Dell)

I can see a **s**nake!
I can see a **s**nake!
Ss...**ss**...**ss**...**ss**, **ss**!
I can see a **s**nake!



Activity 8

Use these words in the song.
Let's sing!



sun

spoon



UNIT 2 – Phonics Focus – A a

- Listen to your teacher. Say the sound. Sing the song.
- Look at the letter. Say a. Trace A a.





Activity 1 – Track 4 and Phonics Song

Listen and repeat.

Activity 2

Circle the letters that look the same.

1. A	a	A	S
2. a	A	S	a

Activity 3

Circle and colour the correct pictures.

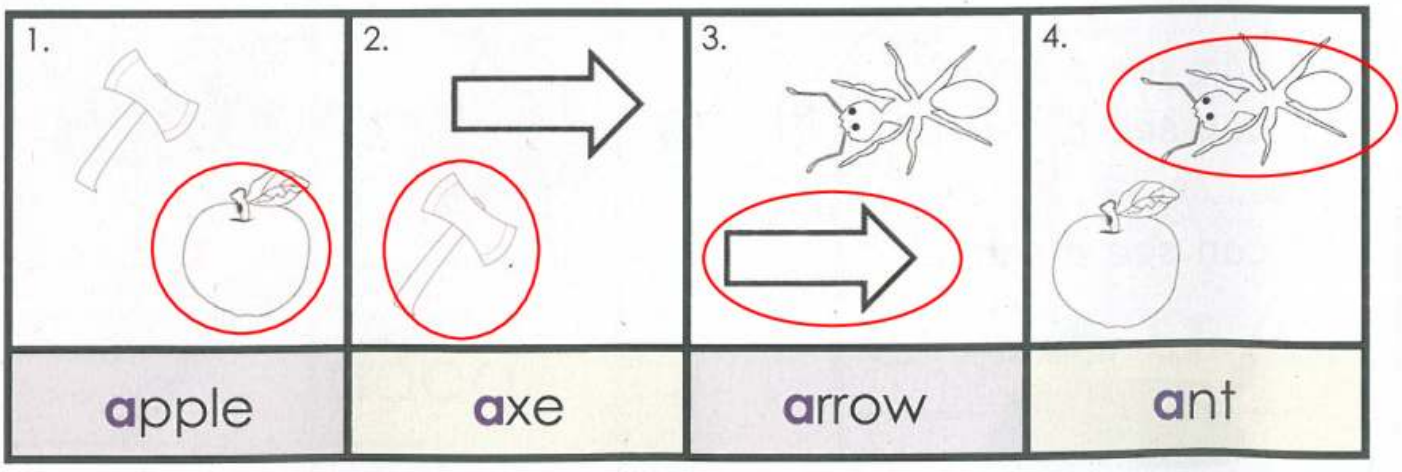

Activity 4

Say the sound. Trace and write the letters.

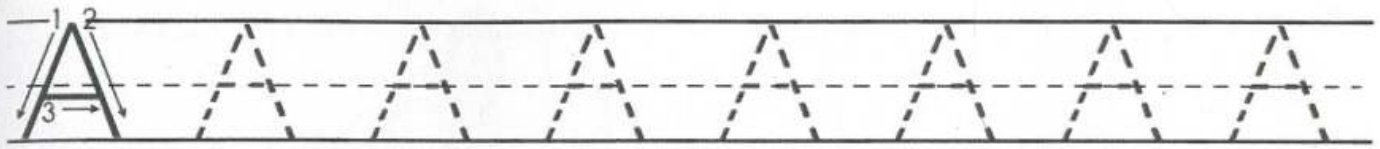



Activity 5

Colour **A a**.



Activity 6 – Track 5

Let's chant! Use actions for each word.

a, a, a... apple, apple, apple!
a, a, a... ant, ant, ant!
a, a, a... arrow, arrow, arrow!
a, a, a... axe, axe, axe!











UNIT 2 – Number 1

- Listen to your teacher. Say 1. Trace 1.



one



Activity 1

Trace 1.

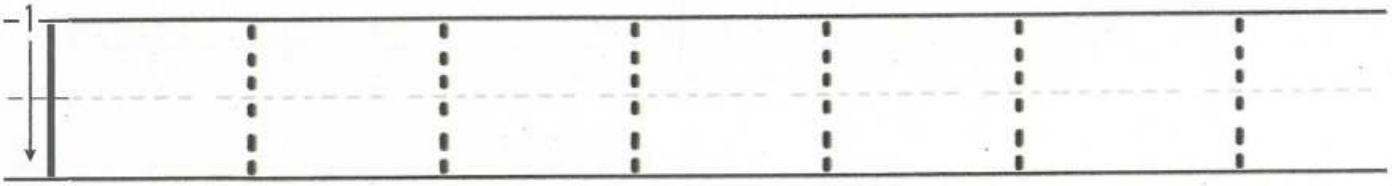

Activity 2

Colour 1.

1	2	3	4	5	6	7	8	9	10

Activity 3

Colour 1 star.



Activity 4

Draw 1 apple.

Activity 1

Circle the letters that look the same.

1. a — A a
2. s — S s
3. A — A a
4. S — S s

Activity 2

Colour the pictures that match the words.

1. sit			
2. sun	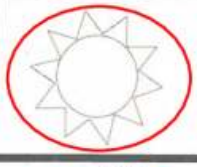		
3. snake			
4. spoon			
5. arrow		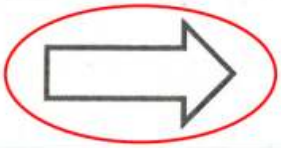	
6. apple		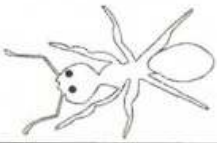	
7. ant			
8. axe			

UNIT 2 – Let's Write

Practise writing the letters and words that you have learned.

UNIT 3 – Phonics Focus – T t

- Listen to your teacher. Say the sound. Sing the song.
- Look at the letter. Say t. Trace T t.



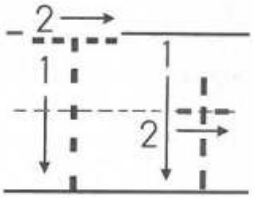



Activity 1 – Track 6 and Phonics Song

Listen and repeat.

Activity 2

Colour T t.

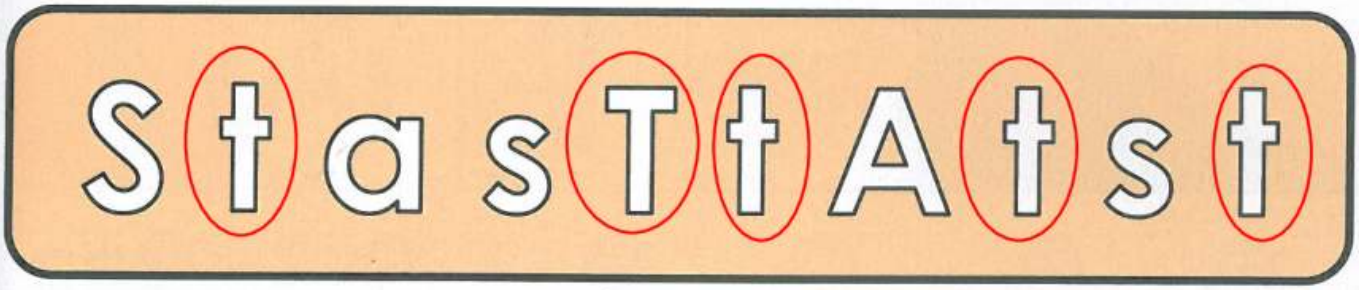

Activity 3

Circle the T t pictures.



Activity 4

Say the sound. Trace and write the letters.



Activity 5 – PCM 1

Choose cards and play the game. Say **t**. Say the words.



UNIT 3 – Phonics Focus – P p

- Listen to your teacher. Say the sound. Sing the song.
- Look at the letter. Say p. Trace P p.





Activity 1 – Track 7 and Phonics Song

Listen and repeat.

Activity 2

Circle the penguins with P p.



Activity 3

Match the words to the pictures.

1. pen
2. pink
3. pot
4. pin

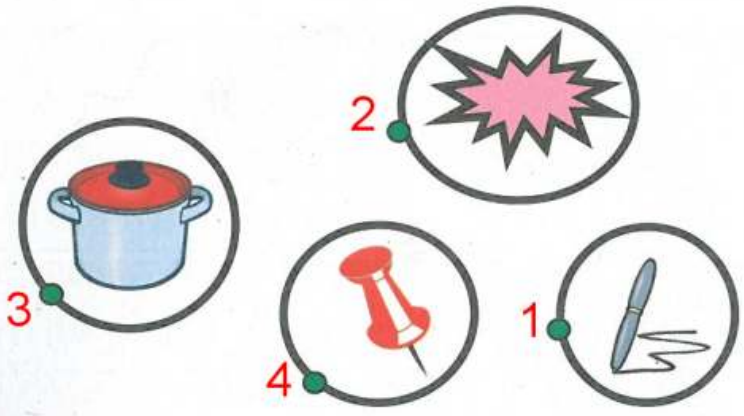

UNIT 3 – Phonics Focus – P p

Activity 4

Say the sound. Trace and write the letters.

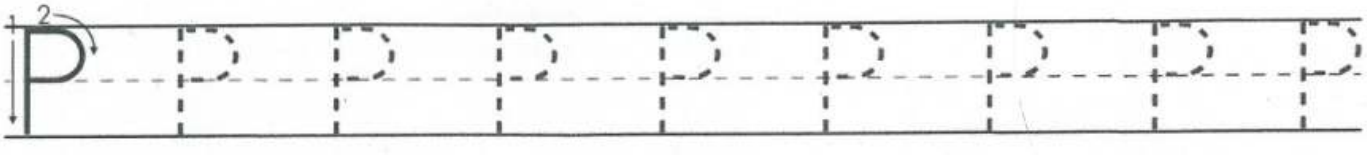

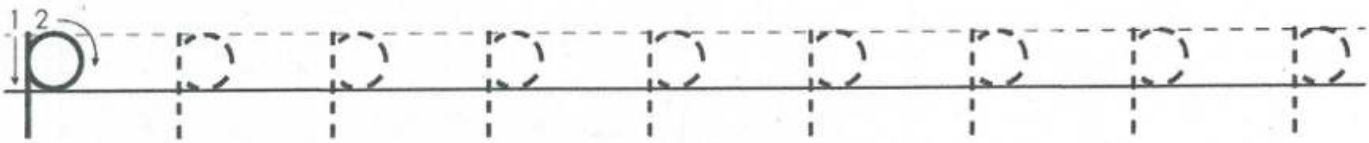

Activity 5 – Track 8

Listen and circle the pictures.

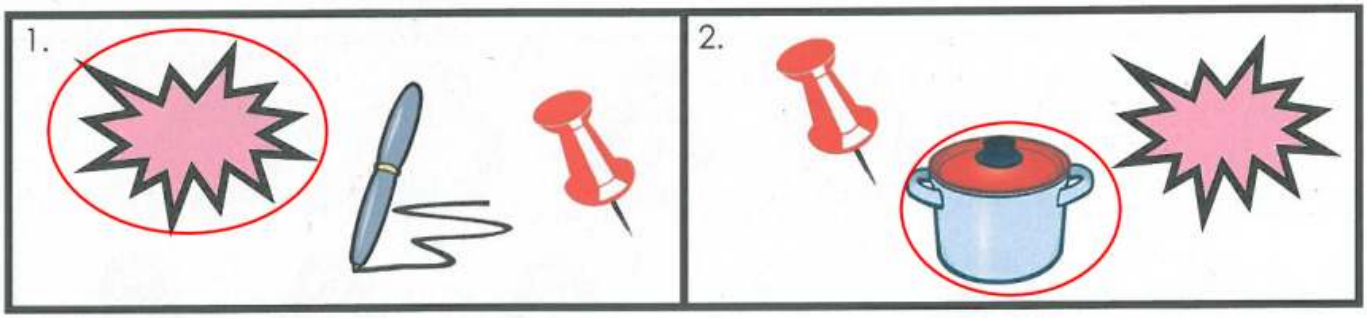

Activity 6 – Track 9

Let's sing!

(To the tune of Row, Row, Row Your Boat)

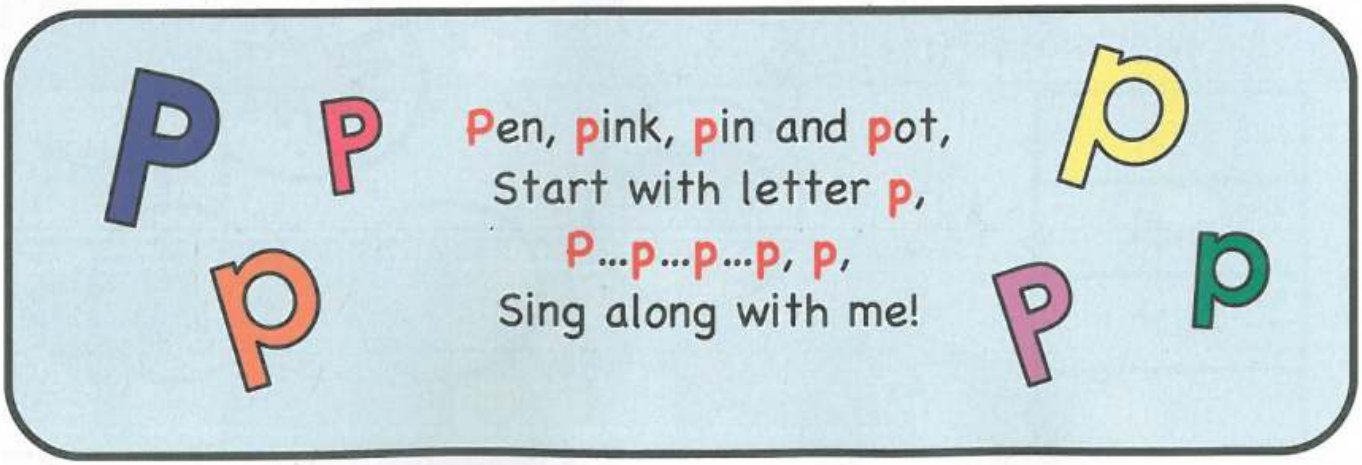

UNIT 3 – Let's Read

Activity 1 – Track 10

Listen, point and repeat.

1. a + n = an
2. a + t = at
3. a + p = ap

Activity 2

Blend, match and read.

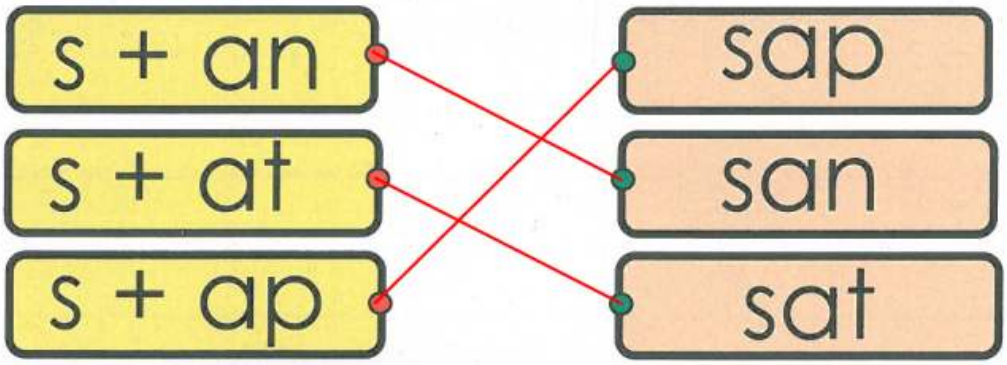

Activity 3

Say the sounds. Read the words. Trace the words.

1. p + an = pan	4. p + at = pat
2. t + an = tan	5. s + ap = sap
3. s + at = sat	6. n + ap = nap

UNIT 3 – Number 2

- Listen to your teacher. Say 2. Trace 2.

2 two



Activity 1

Trace 2.



Activity 2

Colour 2.

1	2	3	4	5	6	7	8	9	10

Activity 3

Colour 2 stars.



Activity 4

Draw 2 trees.

Activity 1

Circle the letters that look the same.

1. t — T t
2. p — P p
3. T — T t
4. P — P p

Activity 2

Look at the pictures. Circle the matching sounds.

1.  t p	2.  t p
3.  t p	4.  t p
5.  t p	6.  t p
7.  t p	8.  t p

Activity 3

Draw your favourite T t and P p pictures.

Tt

Pp

UNIT 3 – Let's Write

Practise writing the letters and words that you have learned.

UNIT 4 – Phonics Focus – I i

- Listen to your teacher. Say the sound. Sing the song.
- Look at the letter. Say i. Trace I i.

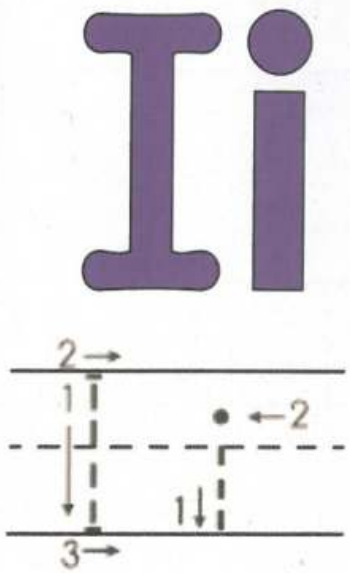



Activity 1 – Track 11 and Phonics Song

Listen and repeat.

Activity 2 – Track 12

Listen to the words. Circle the correct pictures.

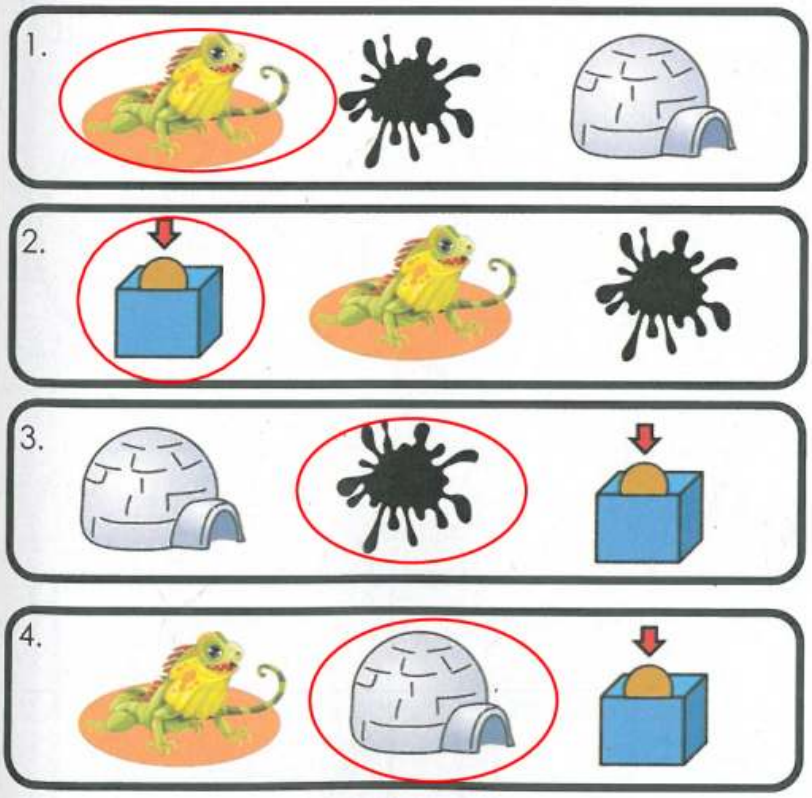

Activity 3

Colour I i.

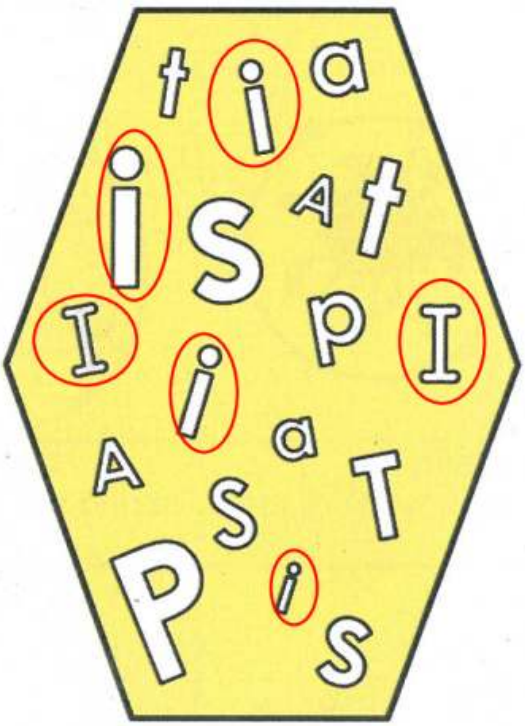

UNIT 4 – Phonics Focus – I i

Activity 4

Say the sound. Trace and write the letters.

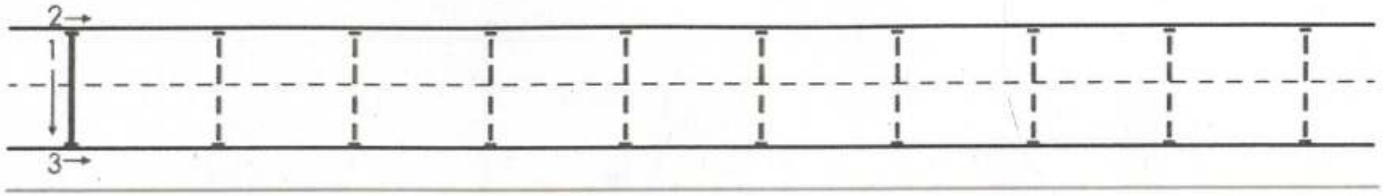

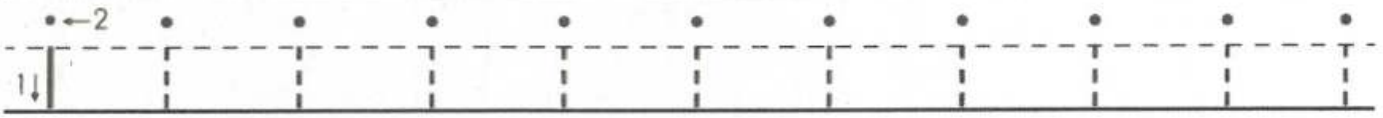

Activity 5

Match the words to the correct pictures.

1. in	2. iguana	3. ink	4. igloo

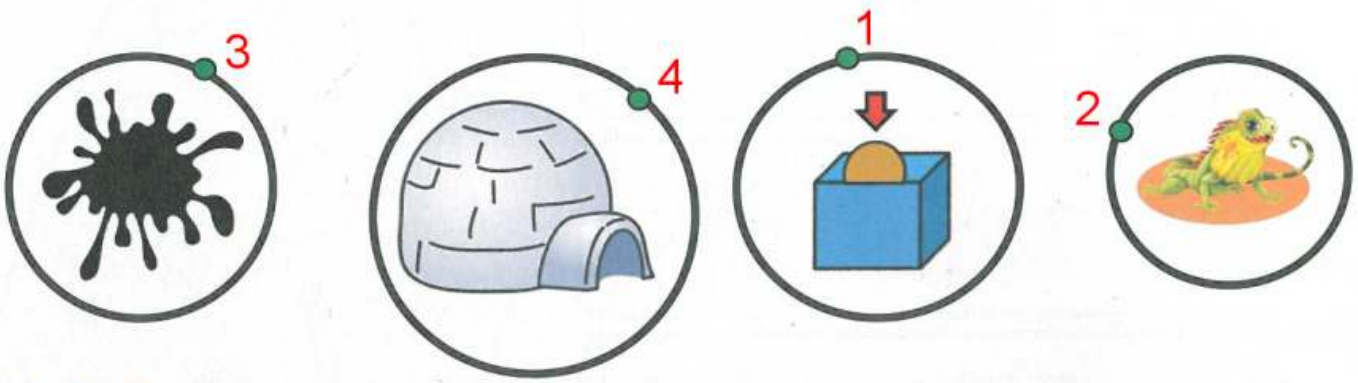

Activity 6

Colour the pictures. Point and say the words with a partner.

1.	2.	3.	4.

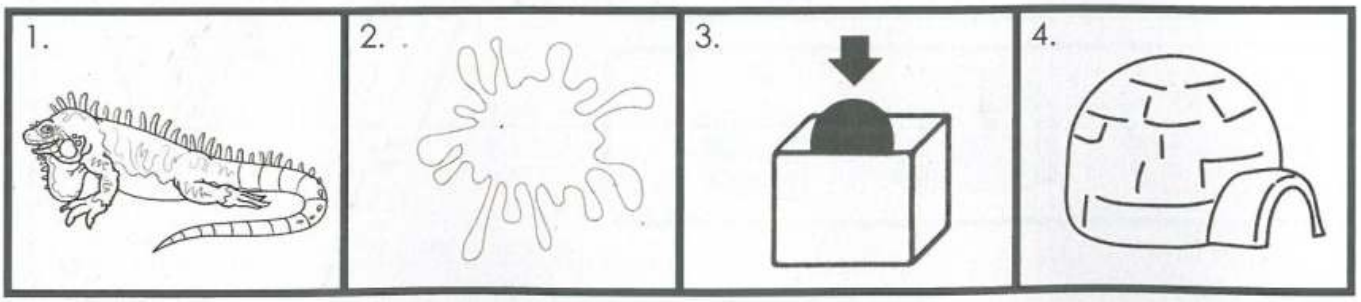

UNIT 4 – Phonics Focus – N n

- Listen to your teacher. Say the sound. Sing the song.
- Look at the letter. Say **n**. Trace **N n**.

Nn

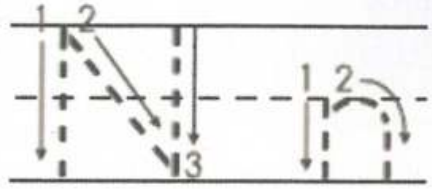

	
nuts	**n**ine
	
net	**n**ose

Activity 1 – Track 13 and Phonics Song

Listen and repeat.

Activity 2

Circle **N n**.

n	I	N	s	n	N
i	a	t	p	A	I
S	N	i	n	a	t
P	s	T	N	p	n

Activity 3

Circle the **N n** pictures. Say the words.



UNIT 4 – Phonics Focus – N n

Activity 4

Say the sound. Trace and write the letters.

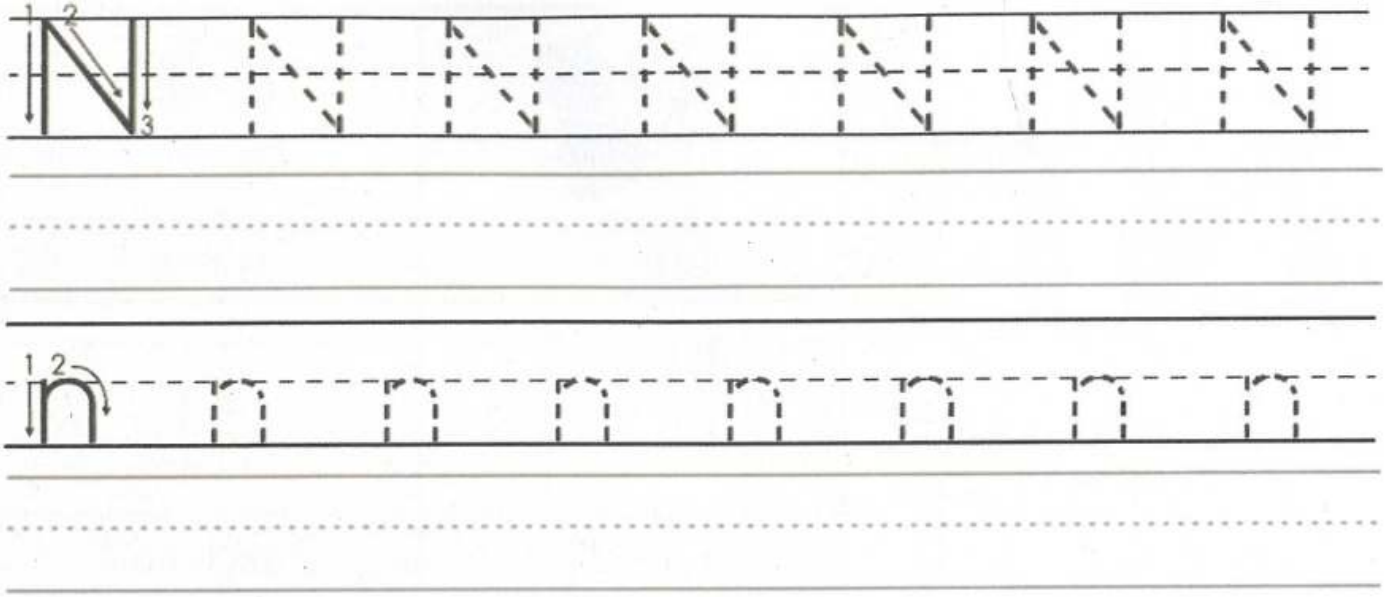

Activity 5 – Track 14

Listen and circle the correct pictures.

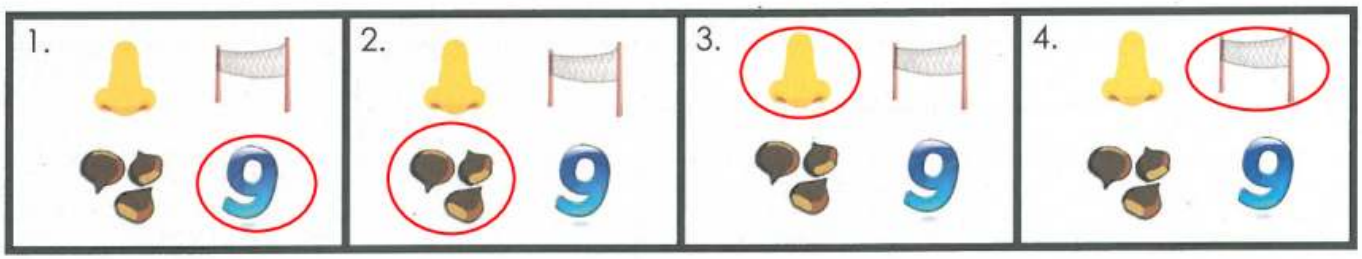

Activity 6 – Track 15

Let's chant!

Nuts, nuts, n...n...nuts!
Nine, nine, n...n...nine!
Net, net, n...n...net!
Nose, nose, n...n...nose!



Activity 7

Practise the chant in different ways.



UNIT 4 – Let's Read

Activity 1 – Track 16

Blend the letters. Circle the correct pictures.

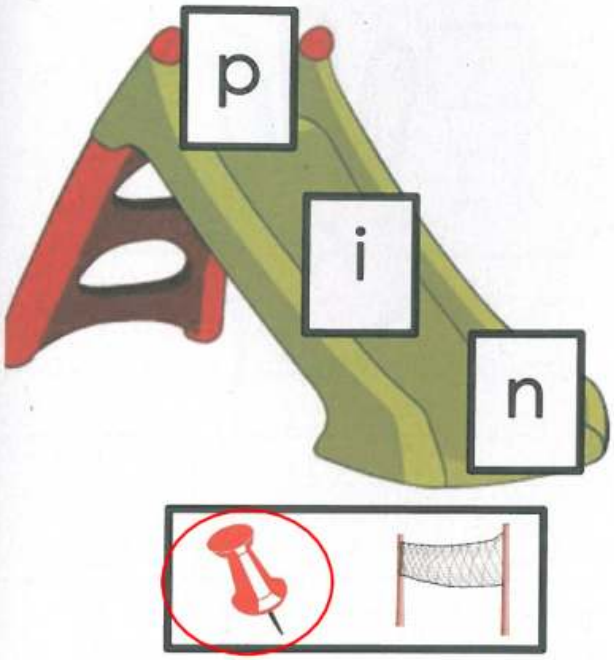



Activity 2

Say the words. Write the missing letters.

1.



2.

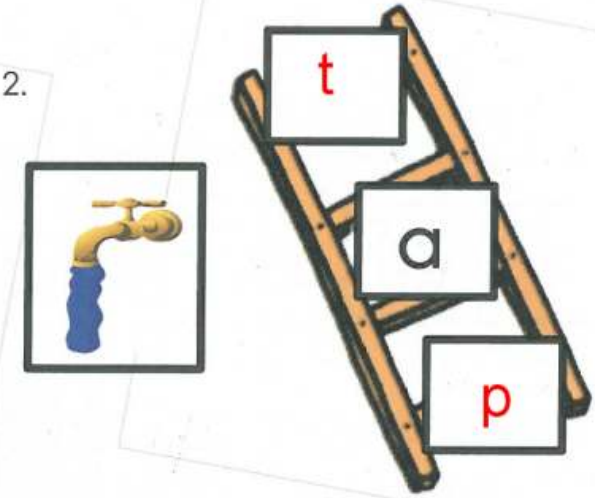

Activity 3

Use the letters in the box to make words. Write the sounds. Then, write the words.

1. a	n	t	ant
2. p	i	n	pin

	a	
s		t
	i	
p		n

UNIT 4 – Number 3

- Listen to your teacher. Say 3. Trace 3.

3 three



Activity 1

Trace 3.

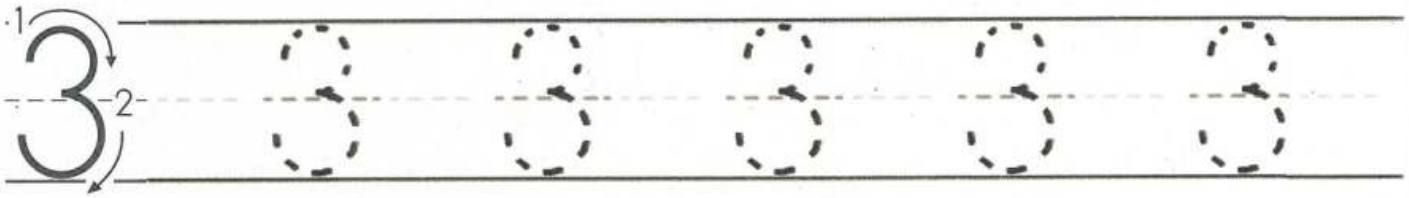

Activity 2

Colour 3.

1	2	3	4	5	6	7	8	9	10

Activity 3

Colour 3 stars.



Activity 4

Draw 3 igloos.

Activity 1

Circle the letters that look the same.

1. n — N n
2. i — I i
3. N — N n
4. I — I i

Activity 2 – Track 17

Listen and point to the pictures or words on the wheel.

in, n... ip, a, net, s, t... an, pit, igloo

Activity 3

Drop a coin or an eraser onto the wheel. Say the sounds or words.

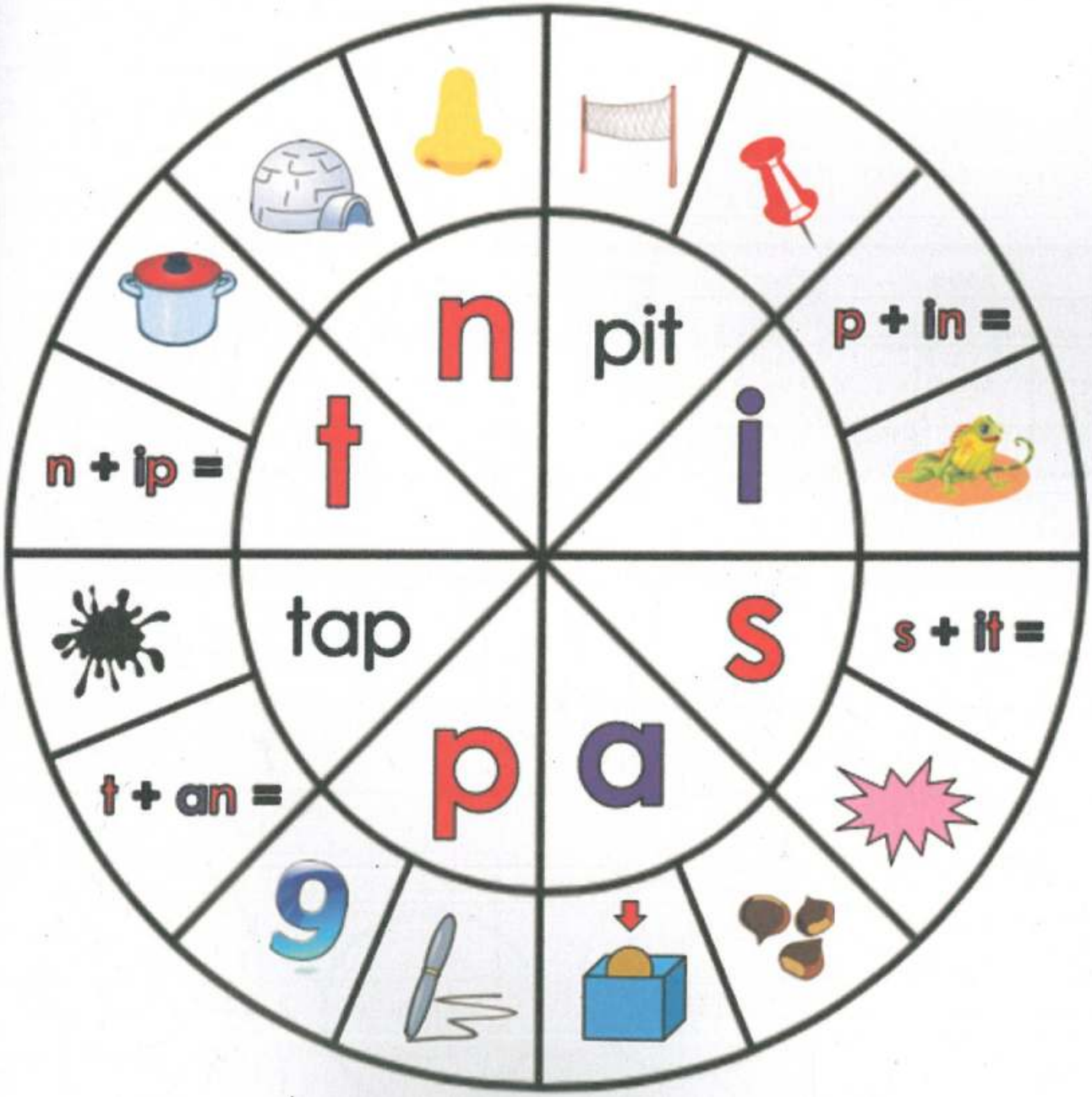

UNIT 4 – Let's Write

Practise writing the letters and words that you have learned.

UNIT 5 – Phonics Focus – M m

- Listen to your teacher. Say the sound. Sing the song.
- Look at the letter. Say m. Trace M m.



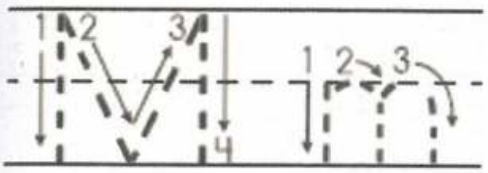



Activity 1 – Track 18 and Phonics Song

Listen and repeat.

Activity 2

Circle the monkeys with M m.



Activity 3

Match the words to the pictures. Colour the pictures.

1. melon	2. man	3. moon	4. mop

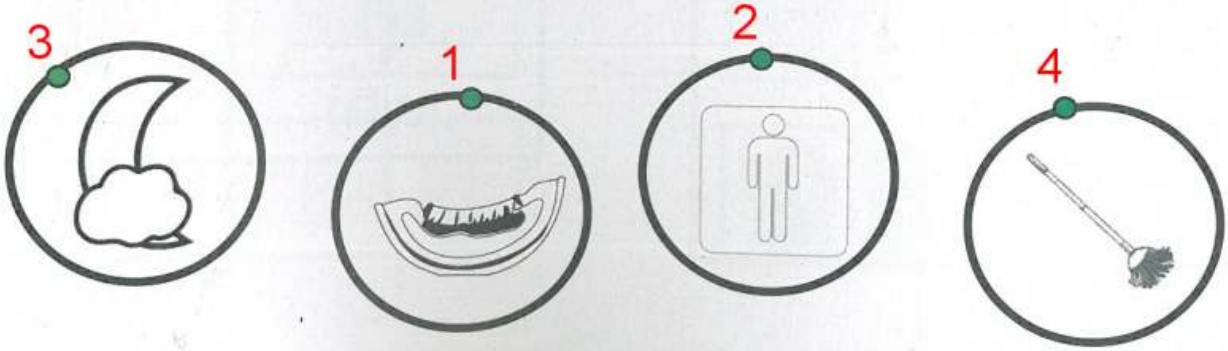

UNIT 5 – Phonics Focus – M m

Activity 4

Say the sound. Trace and write the letters.

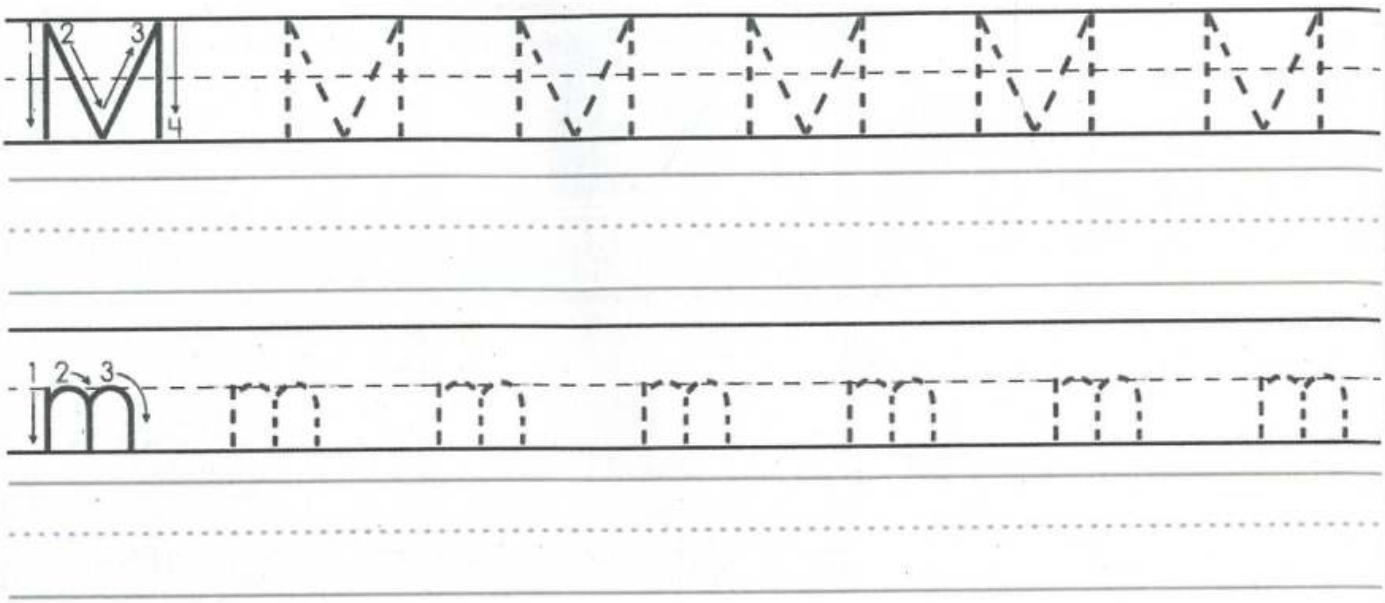

Activity 5

Underline the correct words.

1.	2.	3.	4.
melon man	moon melon	moon mop	man mop
			

Activity 6 – Track 19

Let's chant!

M...melon, m... moon!
M...melon, m... moon!
M...mop, m...man!
M...melon, m... moon!



Activity 7

Practise the chant in different ways.

 slow	 fast
 quiet	 loud

UNIT 5 – Phonics Focus – D d

- Listen to your teacher. Say the sound. Sing the song.
- Look at the letter. Say d. Trace D d.

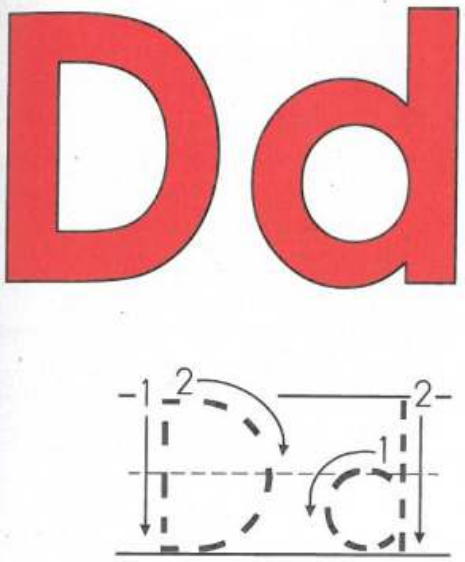



Activity 1 – Track 20 and Phonics Song

Listen and repeat.

Activity 2

Colour the correct pictures.



Activity 3 – Track 21

Listen and circle the correct pictures.

1.

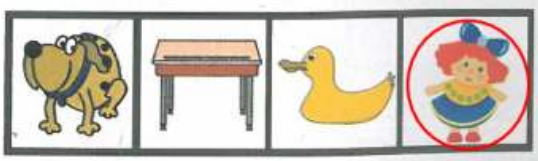

2.

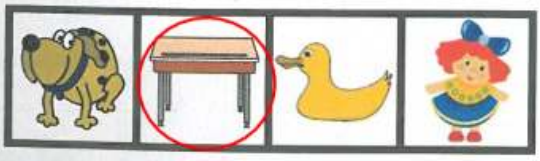

3.

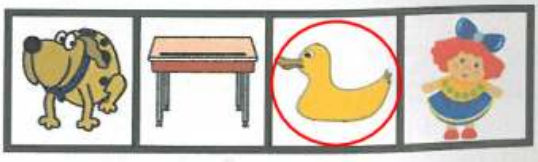

4.

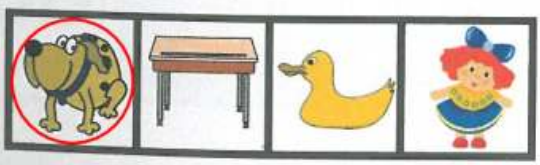

UNIT 5 – Phonics Focus – D d

Activity 4

Say the sound. Trace and write the letters.

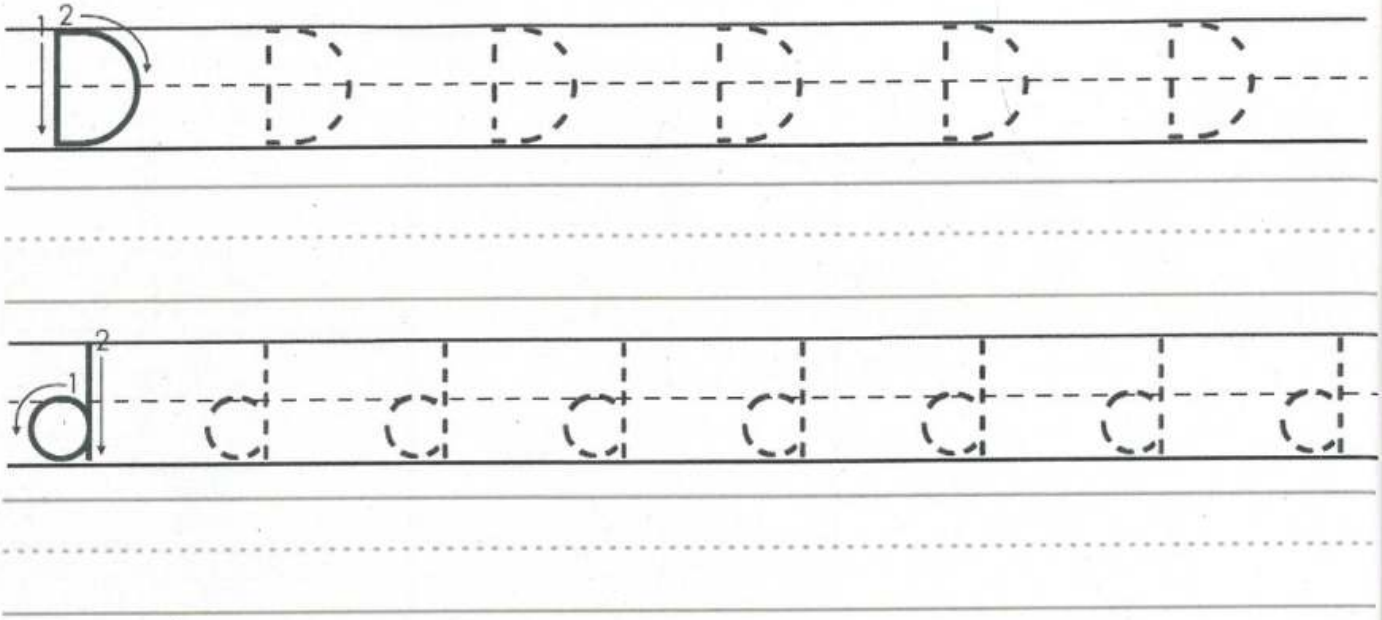

Activity 5 – PCM 1

Choose cards and play the game. Say **d**. Say the words.



UNIT 5 – Let's Read

Activity 1

Colour the beginning sounds.



Activity 2

Write the missing sounds.



s	u	n



a	n	t



m	a	n

Activity 3 – PCM 2

Cut and paste letters to make the words.
Read the words. Make each sound.







m	o	p
d	o	g
i	n	k

UNIT 5 – Numbers 1-3 Review

1	2	3
one	two	three
♥	♥ ♥	♥ ♥ ♥

Activity 1
Match the numbers to the words.

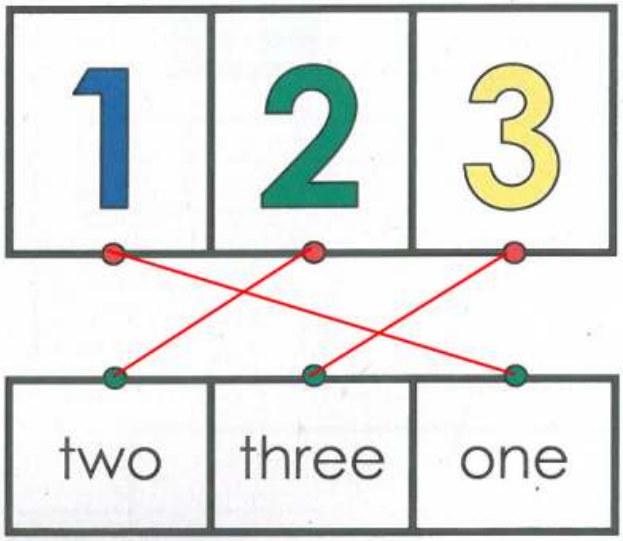

Activity 2
Draw the pictures.

one tree	two desks	three mops

Activity 3
Count and write the numbers.



2	3	1	3	1

UNIT 5 – Review

Activity 1

Circle the letters that look the same.

1. M — M m
2. D — D d
3. m — M m
4. d — D d

Activity 2

Say the sounds. Circle the matching pictures. Underline the correct words.

1. **m**	 	man moon
2. **d**	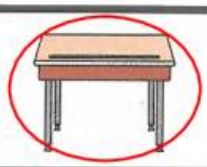 	desk duck
3. **m**	 	mop man
4. **d**	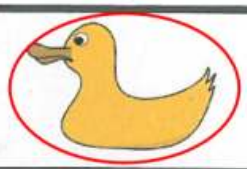 	duck dog

Activity 3

Use the key to colour the pictures.

m	
d	



UNIT 5 – Let's Write

Practise writing the letters and words that you have learned.

UNIT 6 – Phonics Focus – O o

- Listen to your teacher. Say the sound. Sing the song.
- Look at the letter. Say o. Trace O o.

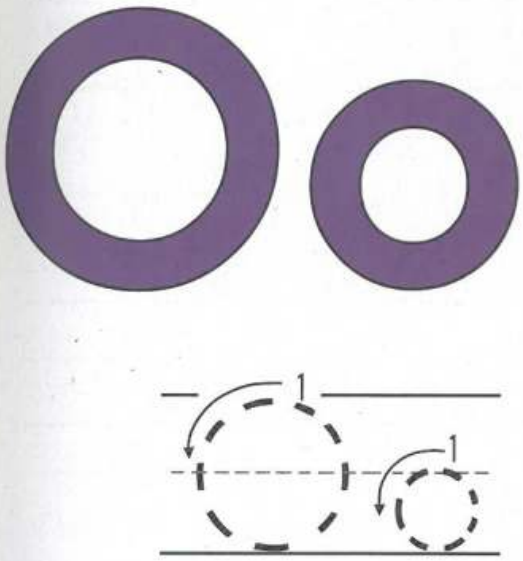

	
olives	orange
	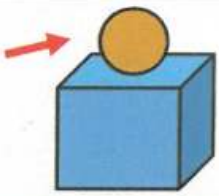
octopus	on

Activity 1 – Track 22 and Phonics Song

Listen and repeat.

Activity 2

Circle O o.

n	o	N	s	n	o
i	a	t	p	O	d
S	N	i	n	a	t
o	s	T	O	p	n

Activity 3

Underline the correct words.

1. 	2. 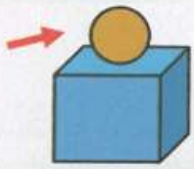	3. 	4. 
olives	olives	olives	olives
octopus	octopus	octopus	octopus
on	on	on	on
orange	orange	orange	orange

UNIT 6 – Phonics Focus – O o

Activity 4

Say the sound. Trace and write the letters.

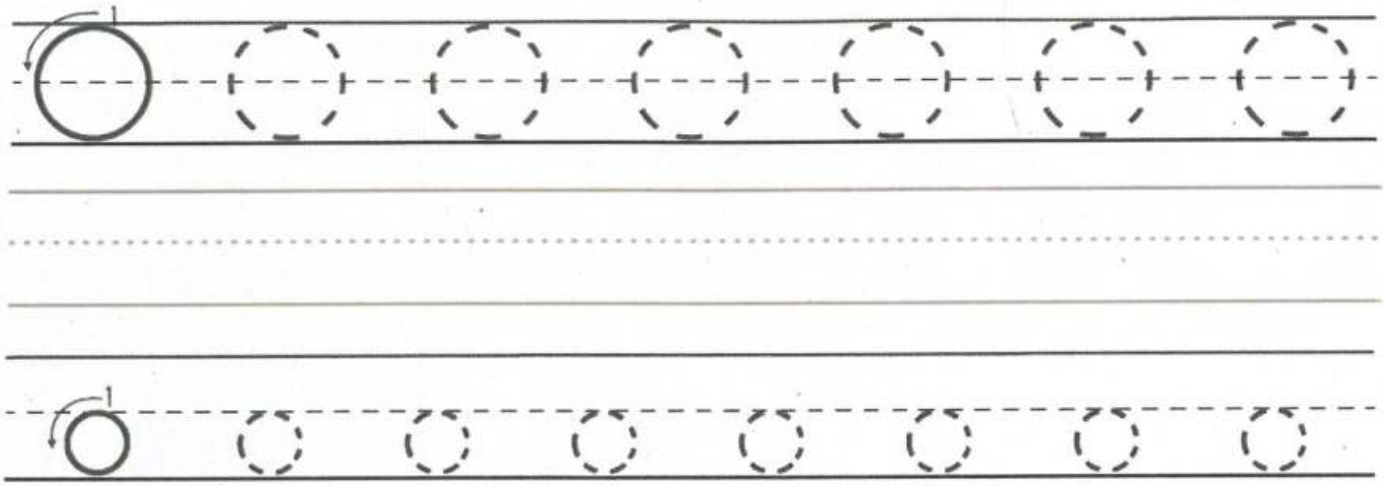



Activity 5 – PCM 1

Choose cards and play the game. Say **o**. Say the words.

UNIT 6 – Phonics Focus – E e

- Listen to your teacher. Say the sound. Sing the song.
- Look at the letter. Say e. Trace E e.



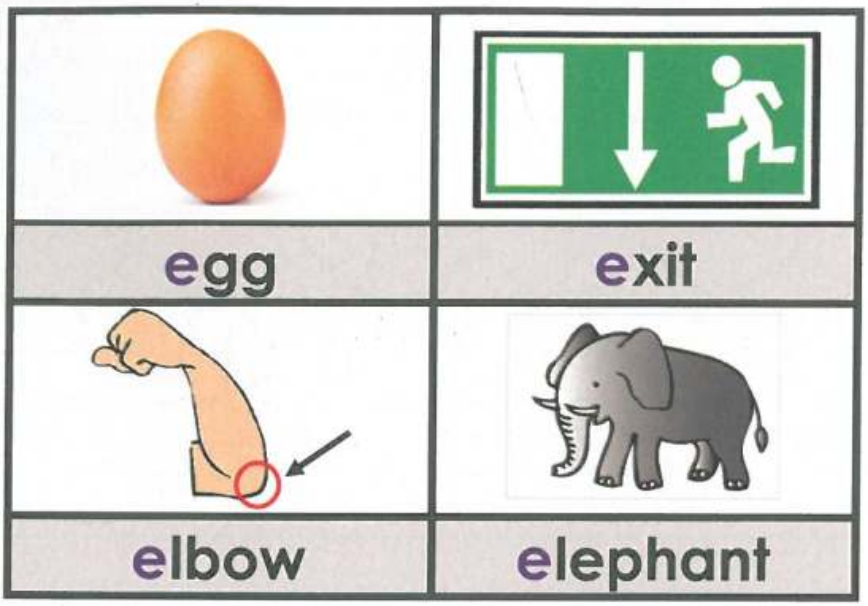

Activity 1 – Track 23 and Phonics Song

Listen and repeat.

Activity 2 – Track 24

Listen to the words. Circle the correct pictures.

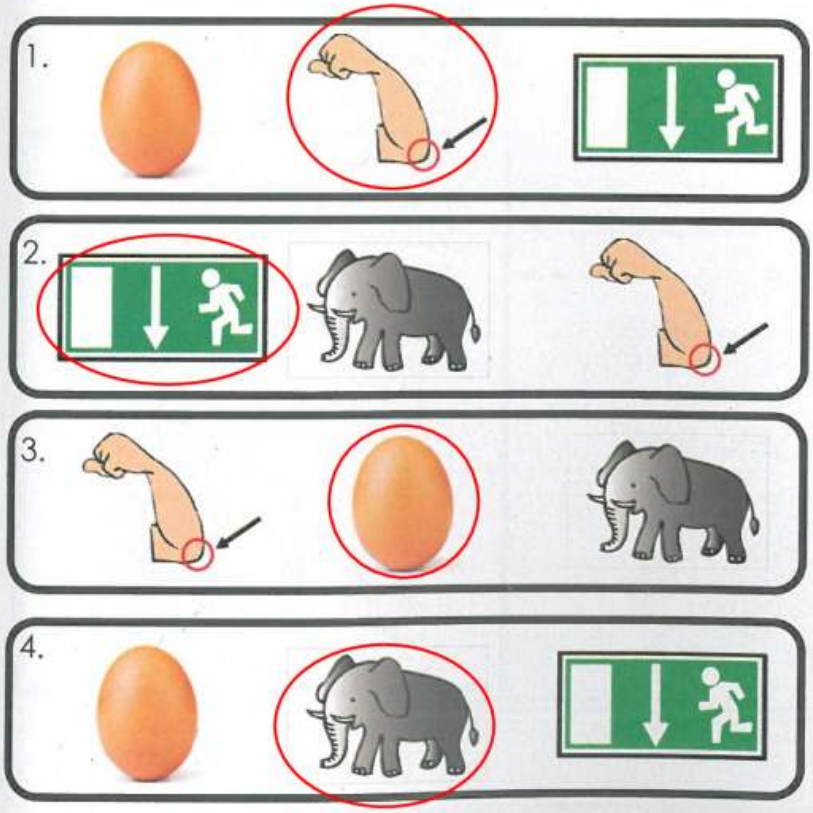

Activity 3

Colour E e.

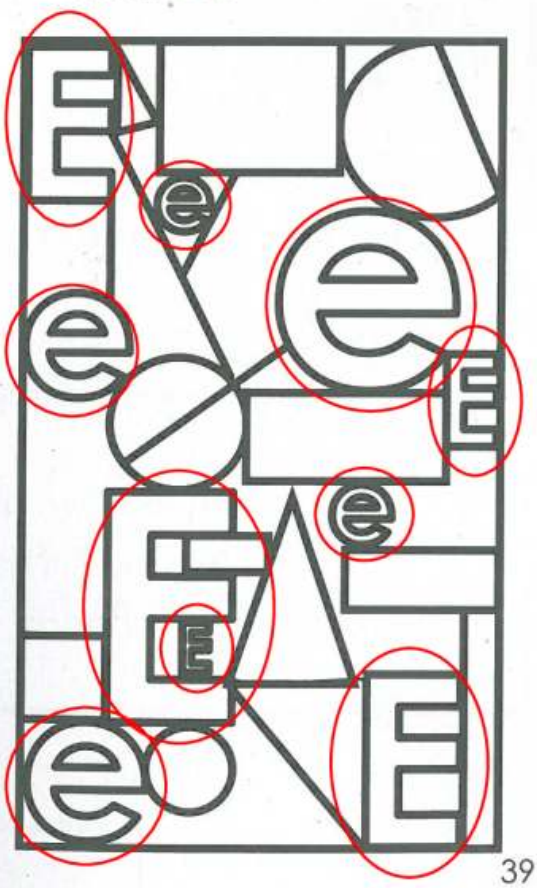

UNIT 6 – Phonics Focus – E e

Activity 4

Say the sound. Trace and write the letters.

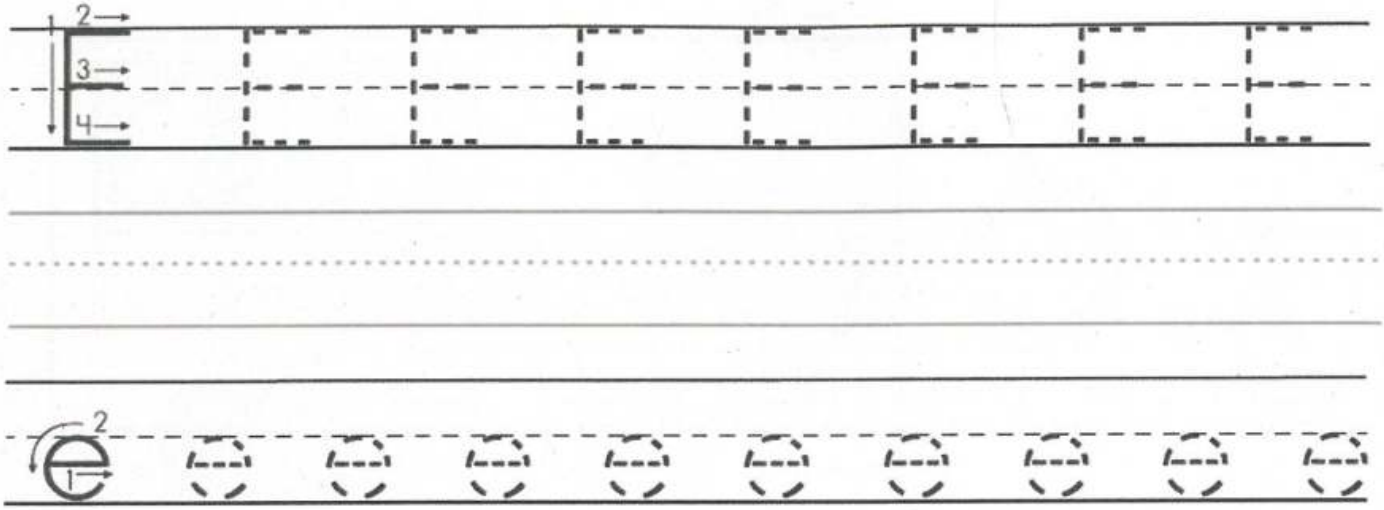

Activity 5 – Track 25

Let's chant!

Look around, what can you see?
Things that begin with the letter E!

An **e**lephant here,
An **e**gg over there,
Letters and sounds everywhere!

Look around, what can you see?
Things that begin with the letter E!

An **e**lbow here,
An **e**xit there,
Letters and sounds everywhere!

Activity 6

Can you think of actions for the chant?
Practise in groups.



UNIT 6 – Let's Read

Activity 1

Colour the ending sounds.

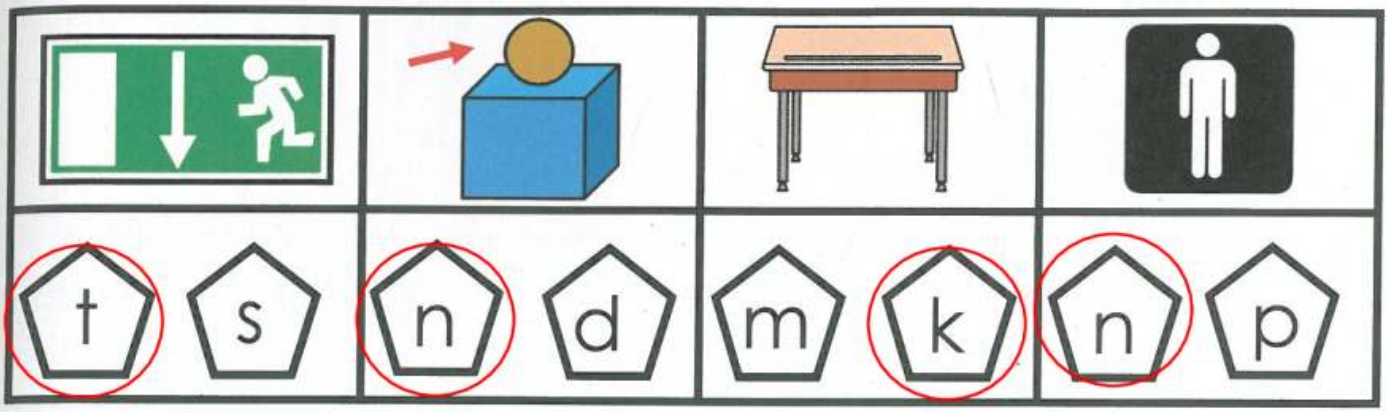

Activity 2

Write the missing sounds.



s	i	t



p	o	t



n	e	t

Activity 3

Say the words. Draw lines to connect the sounds.

1.



d t — r o — e g

2.



t b — e a — g n

4.



d t — i a — p s

UNIT 6 – Number 4

- Listen to your teacher. Say 4. Trace 4.



four



We can use
4 or 4

Activity 1
Trace 4.

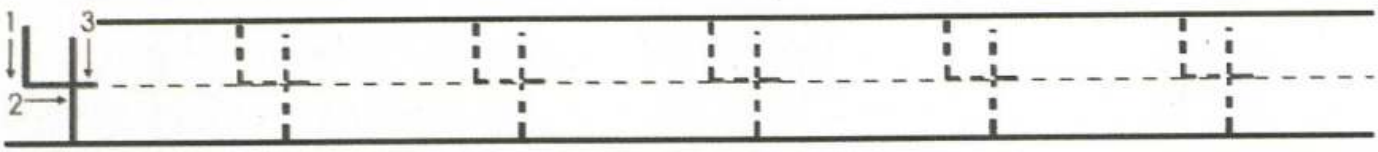

Activity 2
Colour 4.

1	2	3	4	5	6	7	8	9	10

Activity 3
Colour 4 stars.



Activity 4
Draw 4 eggs.

UNIT 6 – Review

Activity 1

Look at the pictures and write **e** or **o**.

1.  o
2.  e
3.  o
4.  e

Activity 2

Underline the correct sounds.

1.  o e
2.  o e
3.  o e
4. 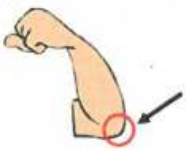 o e
5.  o e
6.  o e
7.  o e
8.  o e

Activity 3

Draw your favourite **O o** and **E e** pictures.

Oo

Ee

UNIT 6 – Let's Write

Practise writing the letters and words that you have learned.

UNIT 7 – Phonics Focus – C c

- Listen to your teacher. Say the sound. Sing the song.
- Look at the letter. Say c. Trace C c.



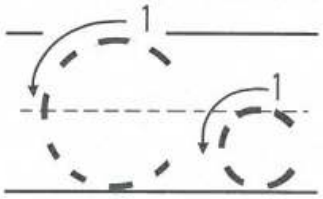

	
can	cup
	
cat	camel

Activity 1 – Track 26 and Phonics Song

Listen and repeat.

Activity 2 – Track 27

Listen and number the pictures (1 – 4).





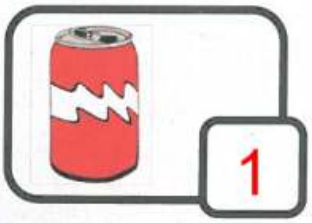



Activity 3

Underline the correct words.

1. 	2. 	3. 	4. 
cat	cat	cat	cat
can	can	can	can
cup	cup	cup	cup
camel	camel	camel	camel

Activity 4

Say the sound. Trace and write the letters.

C C C C C C

C C C C C C C C

Activity 5

Make the sounds and read the words with a partner.

1. 

c + a + t

cat

2. 

c + a + n

can

Activity 6

Use letters from the box to complete the words.

c	e	n	t	c	c
c	p	a	a	a	

1. 

c u p

2. 

c a m e

3. 

cat

4. 

can

UNIT 7 – Phonics Focus – K k

- Listen to your teacher. Say the sound. Sing the song.
- Look at the letter. Say k. Trace K k.



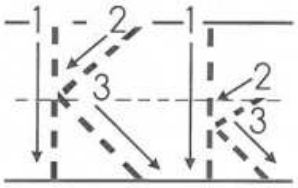



Activity 1 – Track 28 and Phonics Song

Listen and repeat.

Activity 2

Match the words to the pictures.

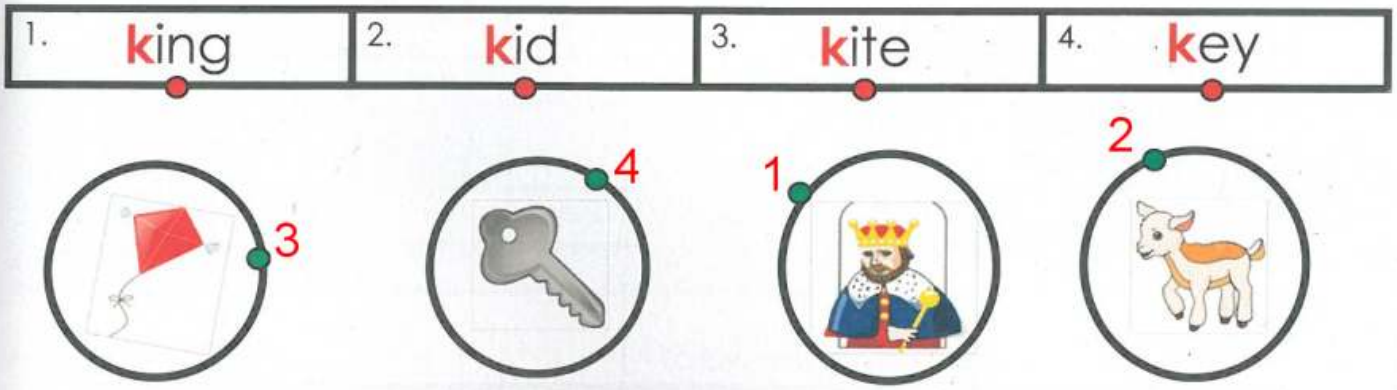

Activity 3 – Track 29

Listen and circle the correct pictures.

1.



2.



3.



4.



UNIT 7 – Phonics Focus – K k

Activity 4

Say the sound. Trace and write the letters.

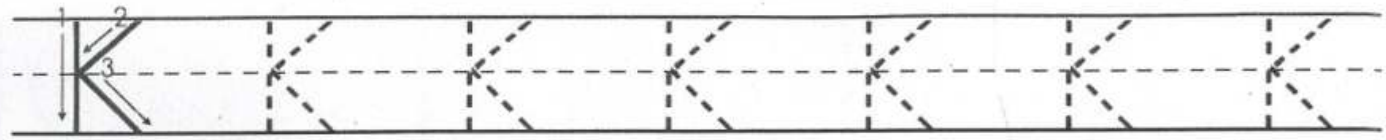

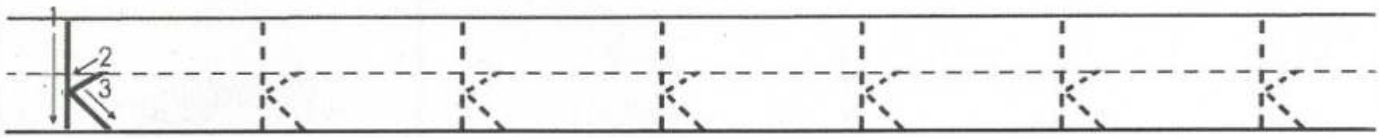

Activity 5

Unscramble the letters and circle the correct words.

1. k y e

key kid kite

2. e i k t

king kite key

3. i d k

kite king kid

4. n i g k

kite kid king

Activity 6

Use letters from the box to complete the words.

k t k n i i
e k i d e k

1.  king

2.  kid

3.  ke y

4.  kite

UNIT 7 – Phonics Focus – ck

- Listen to your teacher. Say the sound. Sing the song.
- Look at the letter. Say ck. Trace ck.

ck

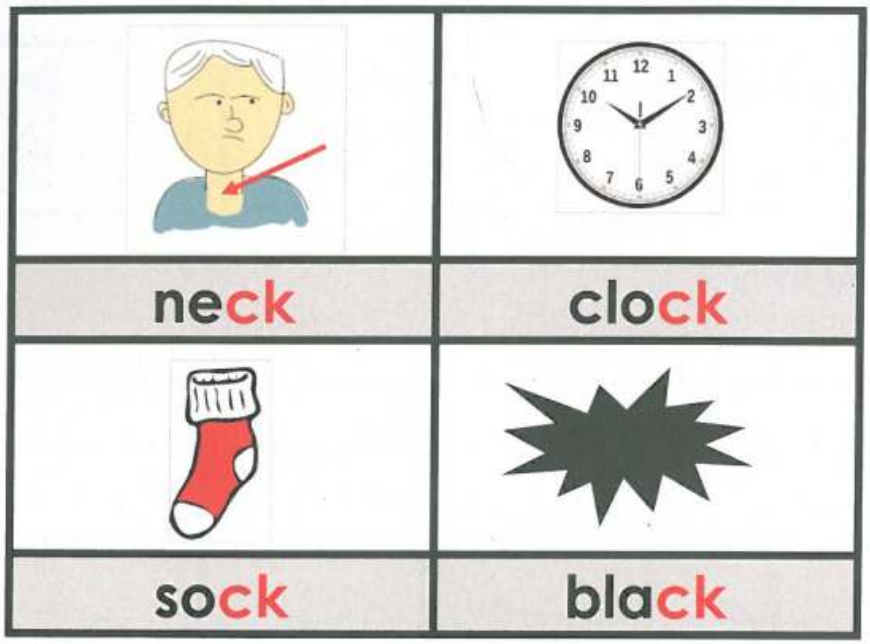

Activity 1 – Track 30 and Phonics Song

Listen and repeat.

Activity 2

Circle the words that have ck.

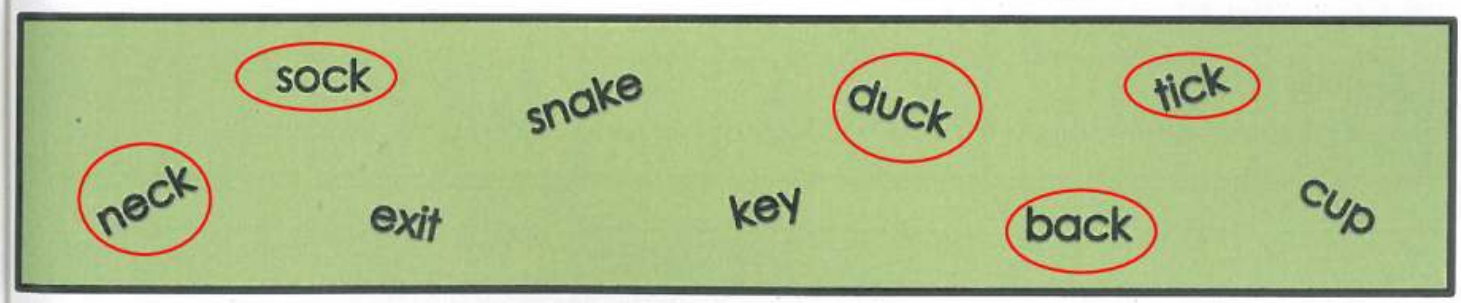

Activity 3 – Track 31

Listen and draw pictures for each word.

1. 2. 3.



UNIT 7 – Let's Read

Activity 1

Circle the pictures that have the same beginning sound.

1.



2.



Activity 2

Colour the pictures that match the sounds.



Activity 3

Read with a partner. Underline the words that begin with the same sounds.

1. The tiger taps the tree ten times.

2. The slow snake sits on a spoon in the sun.

Activity 4

Circle the correct pictures to finish the sentences.

1. The orange ox put an olive on the ...

2. Put the pretty pink pen in the ...



UNIT 7 – Number 5

- Listen to your teacher. Say 5. Trace 5.

5 five



Activity 1

Trace 5.

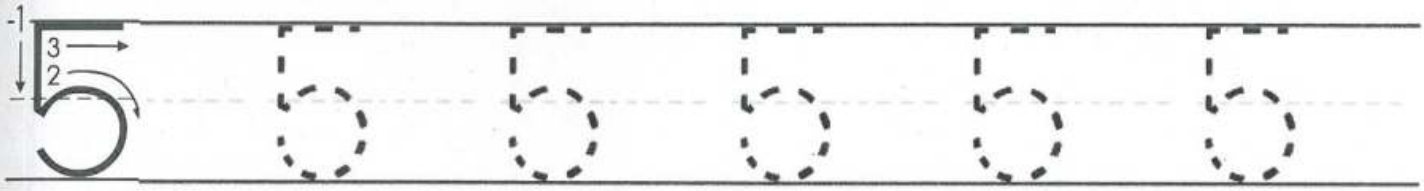

Activity 2

Colour 5.

1	2	3	4	5	6	7	8	9	10

Activity 3

Colour 5 stars.



Activity 4

Draw 5 clocks.

UNIT 7 – Review

Activity 1

Look at the pictures and write **c**, **k** or **ck**.

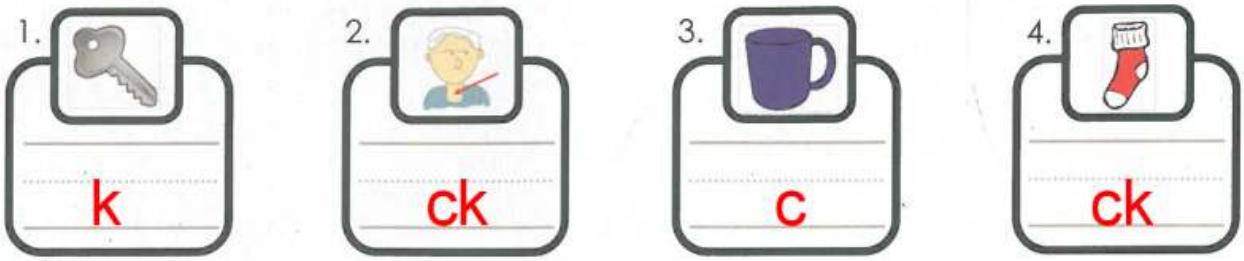

Activity 2

Use the key to colour the **c**, **k** and **ck** pictures.

c	
k	
ck	



Activity 3

Look at the pictures in activity 2. Count and write the numbers.

1. **c** pictures 3
2. **k** pictures 2
3. **ck** pictures 1

Activity 4

Write **c**, **k** or **ck** to complete the phonics words.

1. bla c k
2. k ing
3. k id
4. c at
5. ne c k
6. so c k

UNIT 7 – Let's Write

Practise writing the letters and words that you have learned.

UNIT 8 – Phonics Focus – G g

- Listen to your teacher. Say the sound. Sing the song.
- Look at the letter. Say g. Trace G g.



	
gift	girl
	
gorilla	gate

Activity 1 – Track 32 and Phonics Song

Listen and repeat.

Activity 2

Colour G g. How many letters can you find? 8

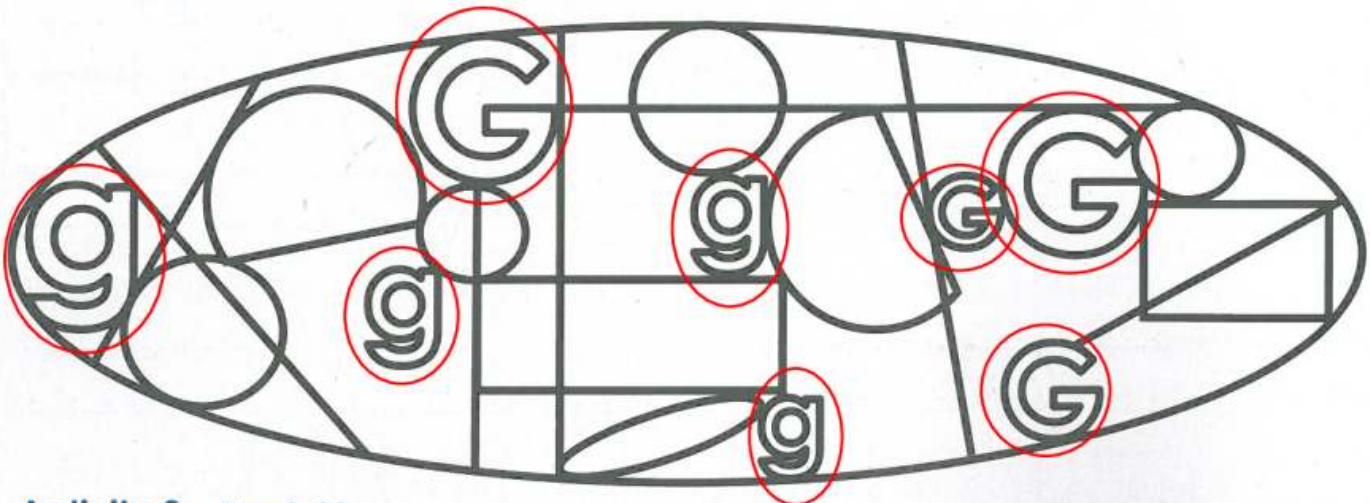

Activity 3 – Track 33

Listen and circle the correct pictures.

1. 

2. 

3. 

4. 

Activity 4

Say the sound. Trace and write the letters.

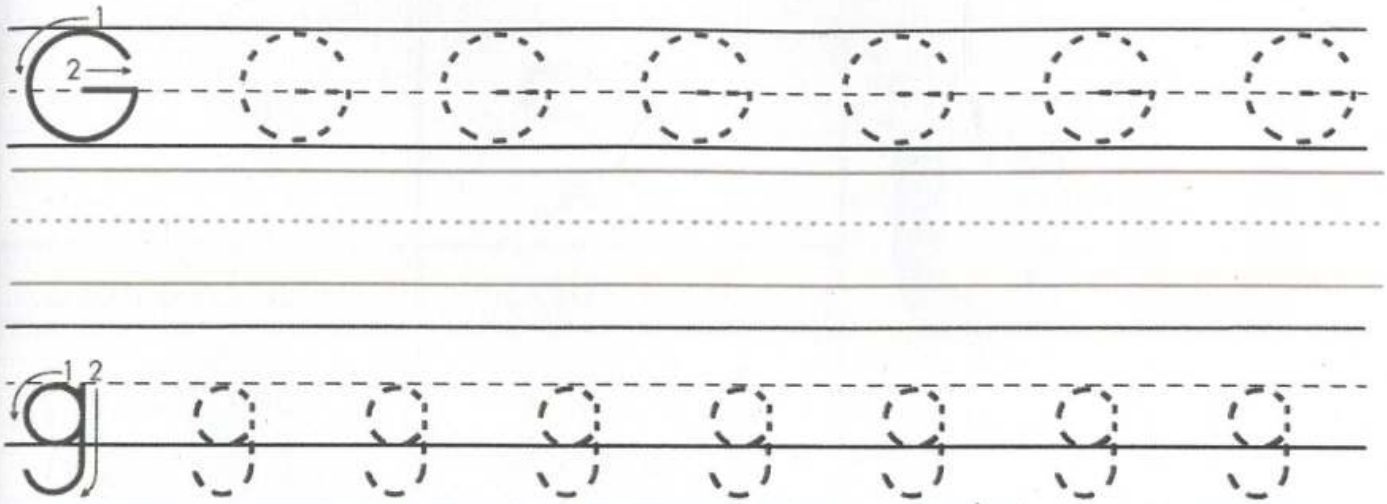

Activity 5

Write the missing letters.

1. 	2. 	3. 	4. 
gate	gift	girl	gorilla

Activity 6

Work with a partner. Circle the phonics words.

h	c	k	g	i	f	t
g	o	r	i	l	l	a
b	n	t	o	n	s	i
s	g	a	t	e	p	c
p	o	m	g	i	r	l

- ☐ gorilla
- ☐ gift
- ☐ gate
- ☐ girl

UNIT 8 – Phonics Focus – U u

- Listen to your teacher. Say the sound. Sing the song.
- Look at the letter. Say u. Trace U u.



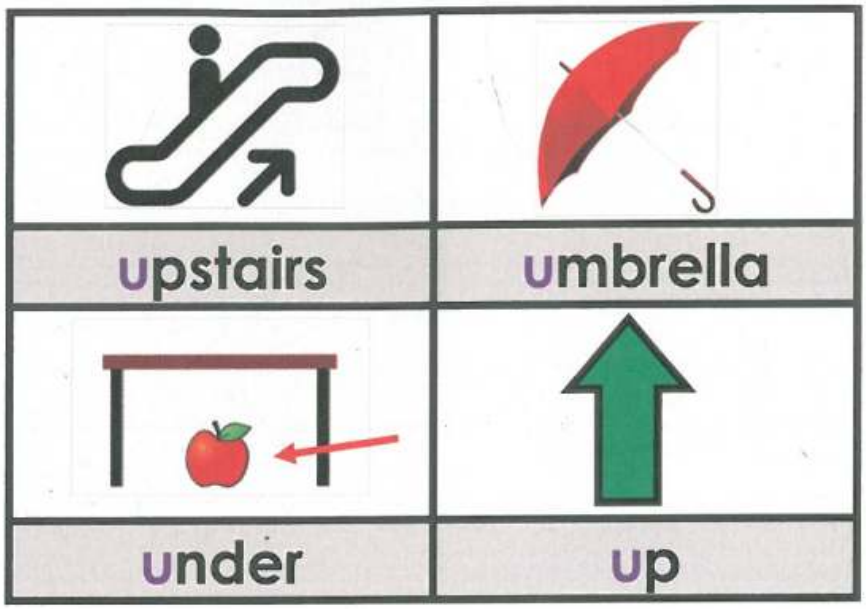

Activity 1 – Track 34 and Phonics Song

Listen and repeat.

Activity 2

Match the words to the word shapes.

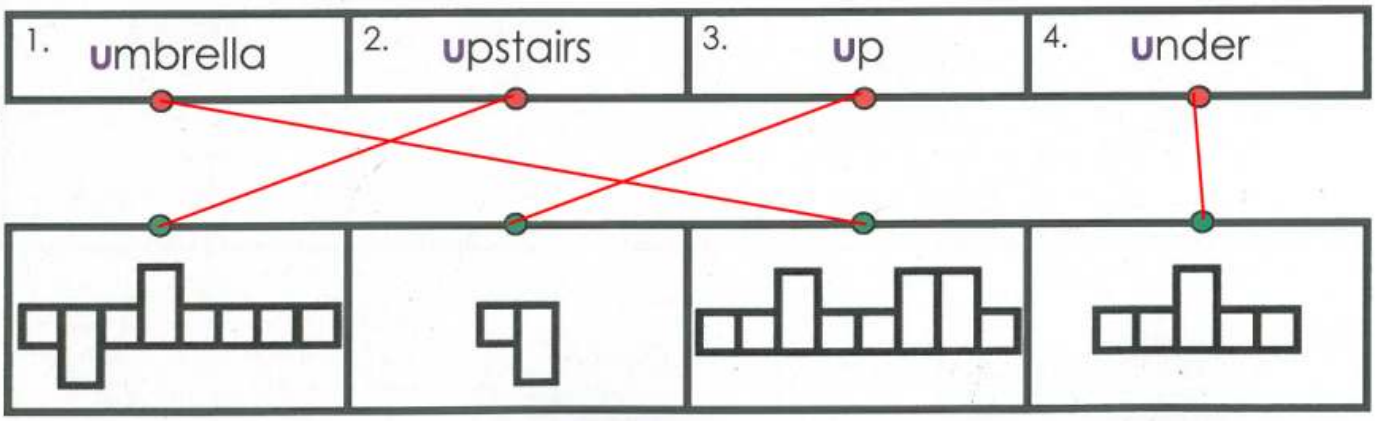

Activity 3 – Track 35

Listen and underline the correct words.

1. upstairs umbrella under up	2. upstairs umbrella under up	3. upstairs umbrella under up	4. upstairs umbrella under up

Activity 4

Use the chant from **Unit 2** with u phonics words.

Activity 5

Say the sound. Trace and write the letters.

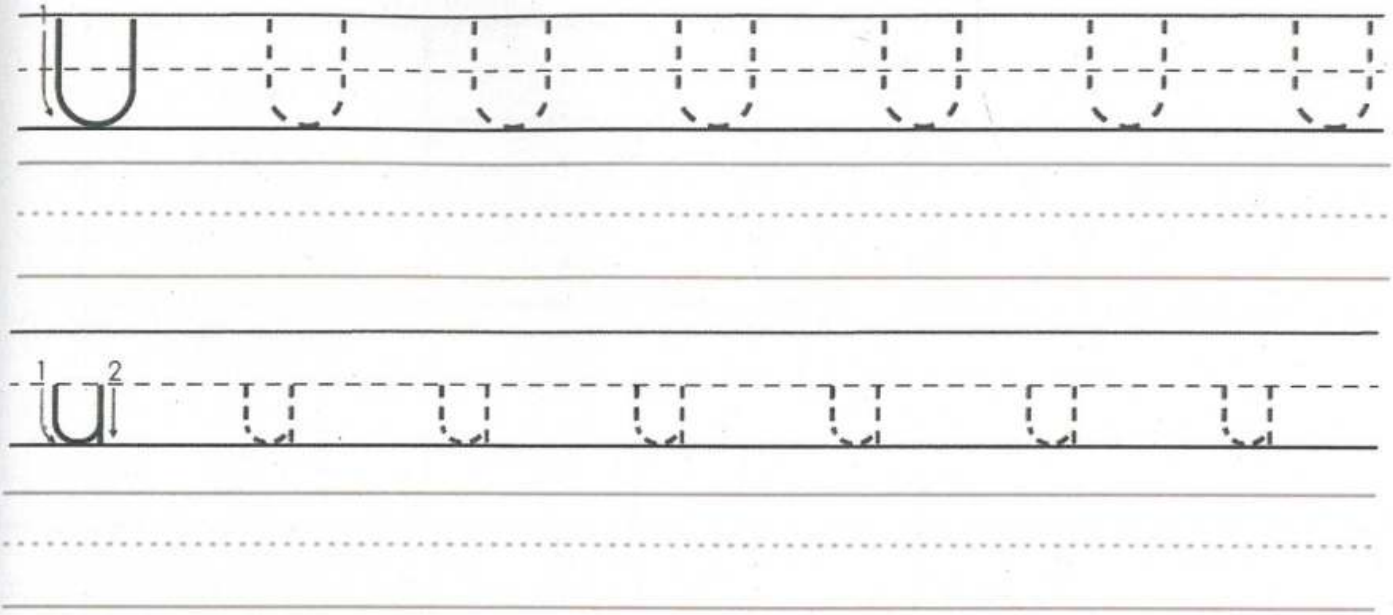

Activity 6 – PCM 1

Choose cards and play the game. Say **u**. Say the words.

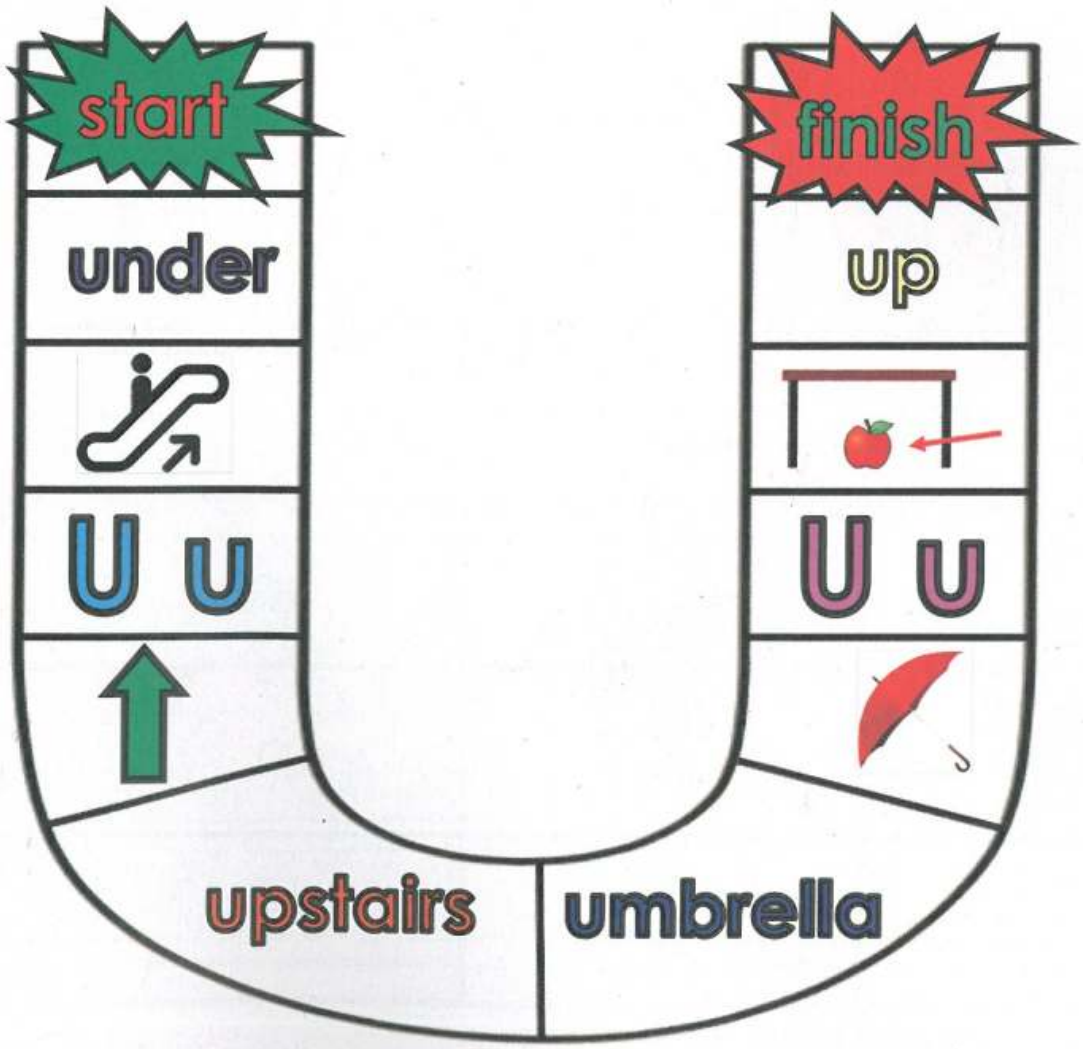

Activity 1 – Track 36

Listen and circle the words from the same word families.

tap	map	gap	red
net	pin	pet	set
mop	top	sun	pop
kid	mid	did	tin

Activity 2 – PCM 3

Cut out the words and paste them in the correct place.

Words with -at	Words with -an	Words with -ap

Activity 3

Circle the correct word family endings.

		an ot
		up en
		ock id

UNIT 8 – Number 6

- Listen to your teacher. Say 6. Trace 6.

6 six

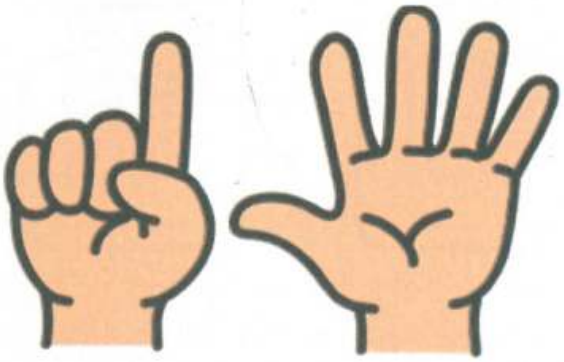

Activity 1

Trace 6.



Activity 2

Colour 6.

1	2	3	4	5	6	7	8	9	10

Activity 3

Colour 6 stars.



Activity 4

Draw 6 gifts.

UNIT 8 – Review

Activity 1

Look at the pictures and write **g** or **u**.

1.  g
2.  u
3.  u
4.  g

Activity 2

Use the letters to write the words. Match the words to the pictures.

1. t g a e	gate
2. i o a g	goria
3. i g	gir
4. i g t	gift
5. a u m e	umbrella
6. t s i u p a	upstairs
7. p u	up
8. d n u e	under



Activity 3

Think of other **g** or **u** words. Draw pictures.

UNIT 8 – Let's Write

Practise writing the letters and words that you have learned.

UNIT 9 – Phonics Focus – R r

- Listen to your teacher. Say the sound. Sing the song.
- Look at the letter. Say r. Trace R r.





Activity 1 – Track 37 and Phonics Song

Listen and repeat.

Activity 2 – Track 38

Listen and number the pictures (1 – 4).



Activity 3

Practise the r tongue twisters.



Activity 4

With a partner, practise the tongue twisters in different ways.



Activity 5

Say the sound. Trace and write the letters.

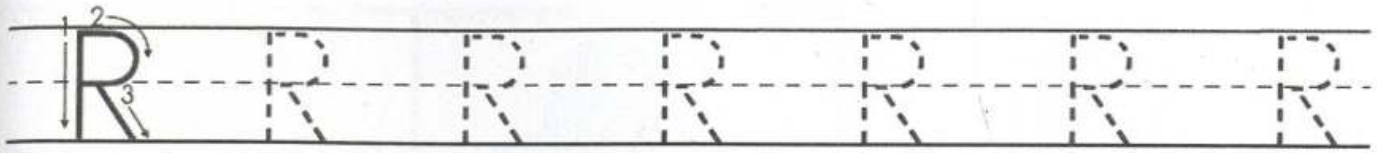

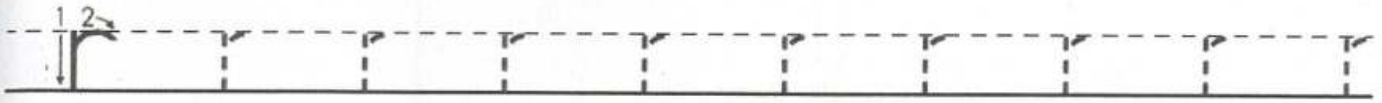

Activity 6

Use letters from the box to complete the words.

o	r	u	o	i	r	r
t	d	n	a	e	n	v

1.  rain

2.  run

3.  red

4.  ro b ot

Activity 7

Colour the **r** pictures **red**.



UNIT 9 – Phonics Focus – H h

- Listen to your teacher. Say the sound. Sing the song.
- Look at the letter. Say h. Trace H h.

Hh

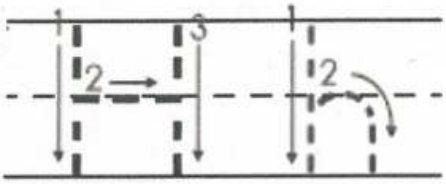

	
hat	heart
	
hand	hen

Activity 1 – Track 39 and Phonics Song

Listen and repeat.

Activity 2

Say the words. Draw lines to connect the sounds.

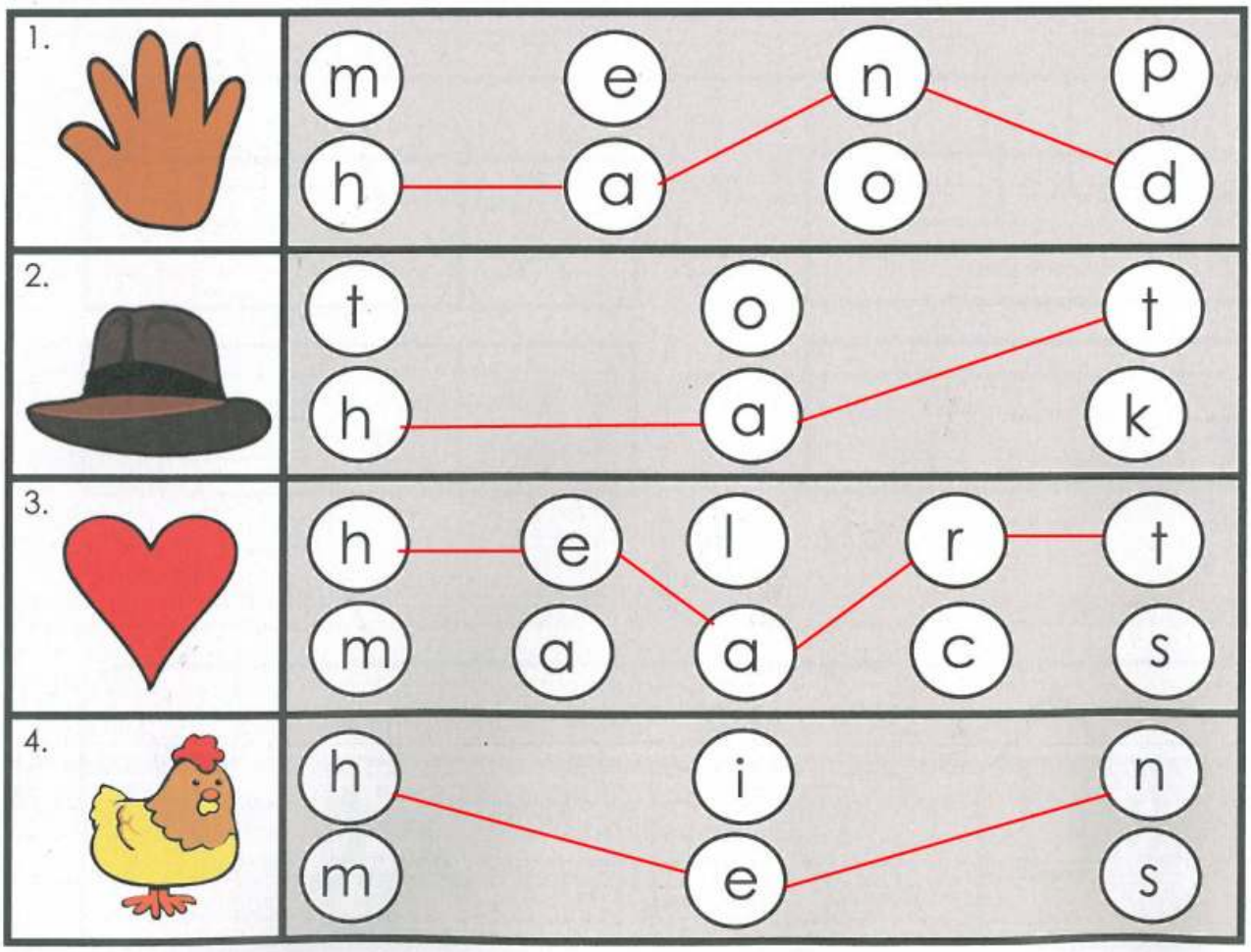

Activity 3

Say the sound. Trace and write the letters.

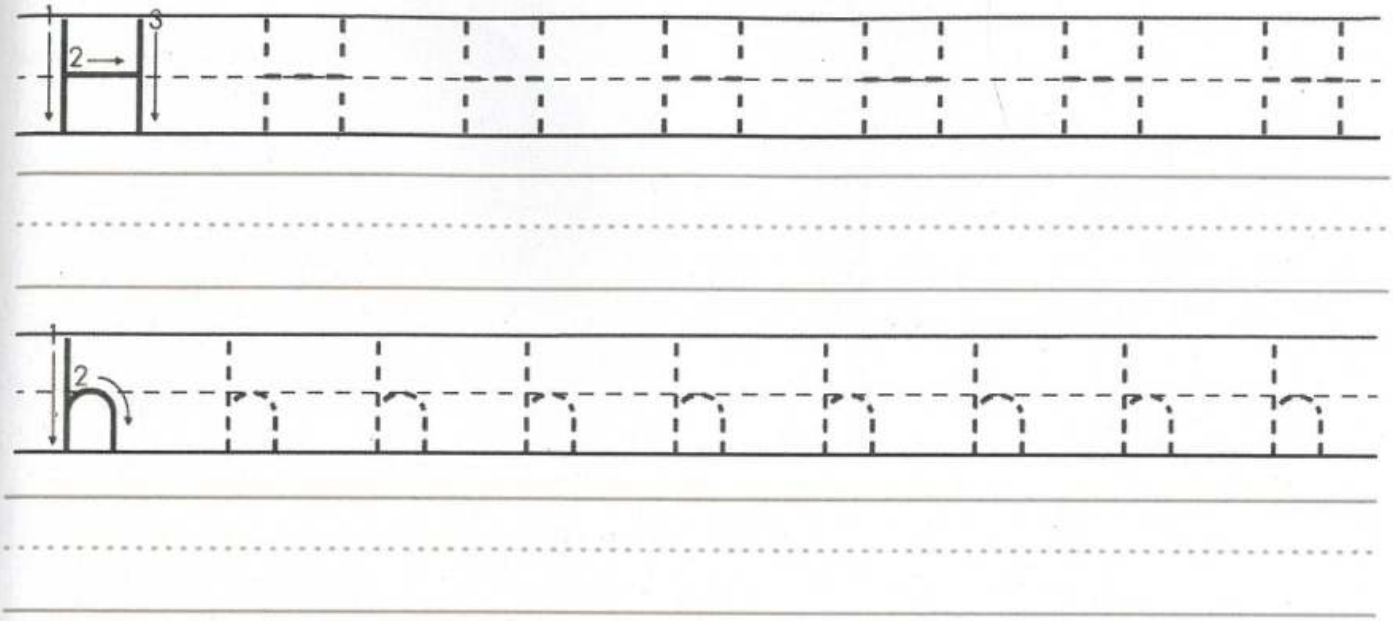

Activity 4

Use letters from the box to complete the words. Then, match the words to the pictures.

h	e	h	n	a	t	h	a	d	e	h

1. hea r t
2. he n
3. ha t
4. h o nd



Activity 5 – Track 40

Listen and colour the correct words.

1.	heart	hand	hat	hen
2.	hand	hen	heart	hat
3.	hen	hat	hand	heart
4.	hat	heart	hen	hand

UNIT 9 – Let's Read

Activity 1

Look at the word family for **–at**. Can you read all the words to make a sentence? Practise with a partner.

-at	fat
	cat
	sat
	mat



The **fat** **cat** **sat** on the **mat**.

Activity 2 – Track 41

Listen to some more word families. Write the missing letters.

1.	
-et	pet
	set
	net
	get

2.	
-it	bit
	pit
	sit
	hit

3.	
-ot	tot
	dot
	pot
	rot

4.	
-ut	gut
	cut
	put
	nut

Activity 3 – PCM 4

Use the word wheels to practise reading word families.

Activity 4

Write the words in the correct place.

mat pot cut kit net cat dot nut pet sit

-at	-et	-it	-ot	-ut
mat	net	kit	pot	cut
cat	pet	sit	dot	nut

UNIT 9 – Numbers 1-6 Review

1	2	3	4	5	6
one	two	three	four	five	six
■	■ ■	■ ■ ■	■ ■ ■ ■	■ ■ ■ ■ ■	■ ■ ■ ■ ■ ■

Activity 1

Count and match the pictures to the words.

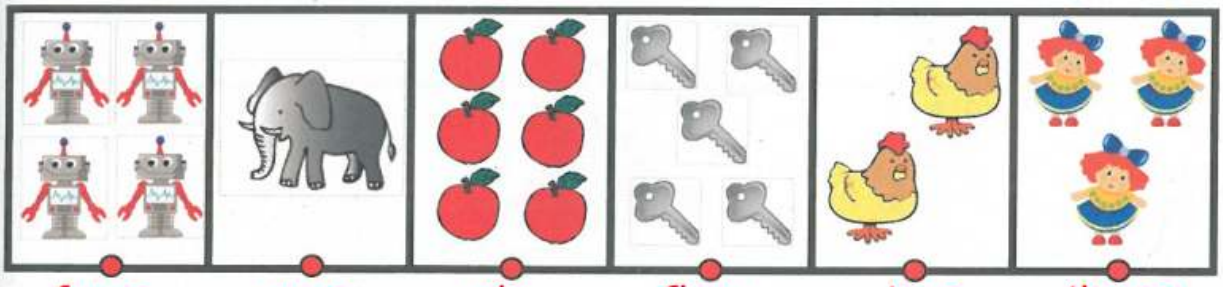

four one six five two three

six	three	five	one	four	two

Activity 2

Write the missing numbers 1-6.

1	2	3	4	5	6

Activity 3 – PCM 5

Cut out the pictures and paste them in the correct place.

1	2	3
4	5	6

UNIT 9 – Review

Activity 1

Look at the pictures and write **r** or **h**.

1.  h
2.  r
3.  r
4.  h

Activity 2

Say the sounds. Circle the matching pictures. Underline the correct words.

1. **r**	 	robot run rain
2. **h**	 	hat heart hen
3. **r**	 	red robot rain
4. **h**	 	hen hat hand

Activity 3

Practise the **h** tongue twisters. Draw your own pictures for the tongue twisters.



The happy hen hops home!

Hungry hippos have honey and hot dogs!






UNIT 9 – Let's Write

Practise writing the letters and words that you have learned.

UNIT 10 – Phonics Focus – B b

- Listen to your teacher. Say the sound. Sing the song.
- Look at the letter. Say b. Trace B b.



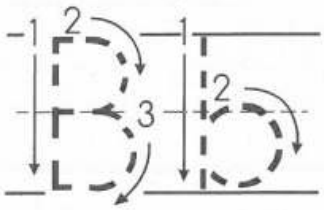



Activity 1 – Track 42 and Phonics Song

Listen and repeat.

Activity 2 – Track 43

Listen and number the pictures (1 – 4).



Activity 3 – Track 44

Let's sing!

(To the tune of Wheels on the Bus)

There's a bat in the bag,
B, b, b,
B, b, b,
B, b, b,
There's a bat in the bag,
B, b, b,
Sing the letter B!

There's a bird on the box,
B, b, b,
B, b, b,
B, b, b,
There's a bird on the box,
B, b, b,
Sing the letter B!

Activity 4

Say the sound. Trace and write the letters.

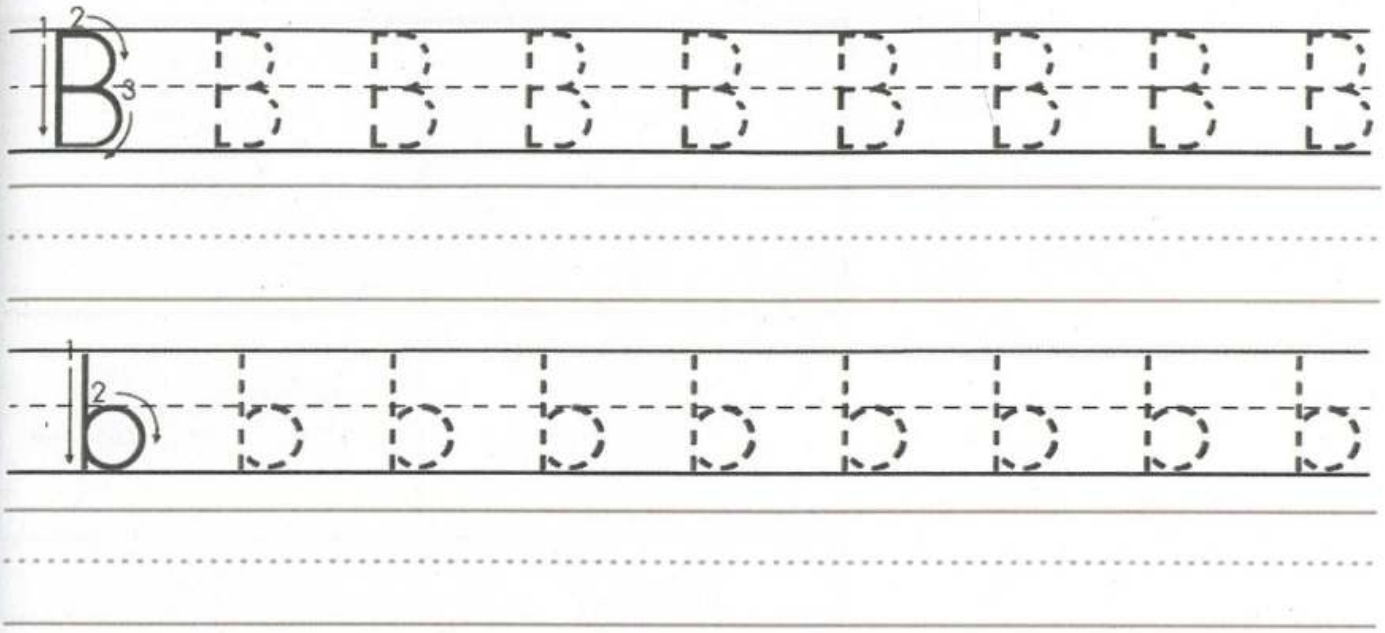

Activity 5

Colour the correct boxes to complete the words. Then, write the words.

1. 	b	ike	at	ag	bat
2. 	b	ird	ag	at	bag
3. 	b	ag	ike	ird	bird
4. 	b	ird	ag	ike	bike

Activity 6 – Track 45

Listen and circle the words. Match the words to the pictures.

1.	2.	3.	4.
bag	bat	bike	bird
bike	bird	bag	bat
bird	bike	bat	bag
bat	bag	bird	bike

UNIT 10 – Phonics Focus – J j

- Listen to your teacher. Say the sound. Sing the song.
- Look at the letter. Say j. Trace J j.

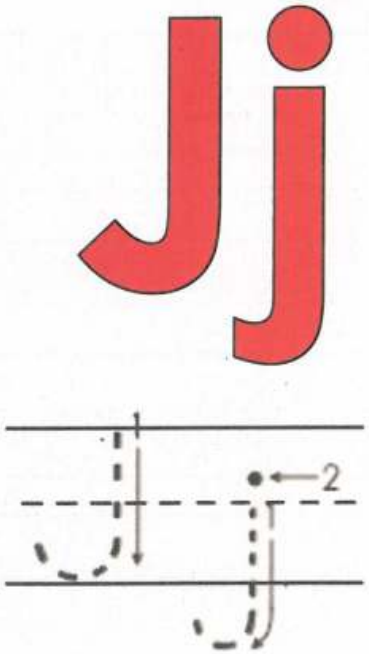



Activity 1 – Track 46 and Phonics Song

Listen and repeat.

Activity 2

Flip a coin or an eraser onto the game board. Do the task on that square.

Make the sound. j	Say the word. 	Read the word. jam	Say the word. 
Make the sound. J	Read the word. jet	Say the word. 	Make the sound. J
Say the word. 	Make the sound. j	Read the word. jacket	Read the word. jug

Activity 3

Say the sound. Trace and write the letters.



Activity 4

Match the sentences to the pictures. Then, colour the pictures.

1. It's a jacket. It's green.	2. It's a jug. It's blue.	3. It's jam. It's red.	4. It's a jet. It's yellow.

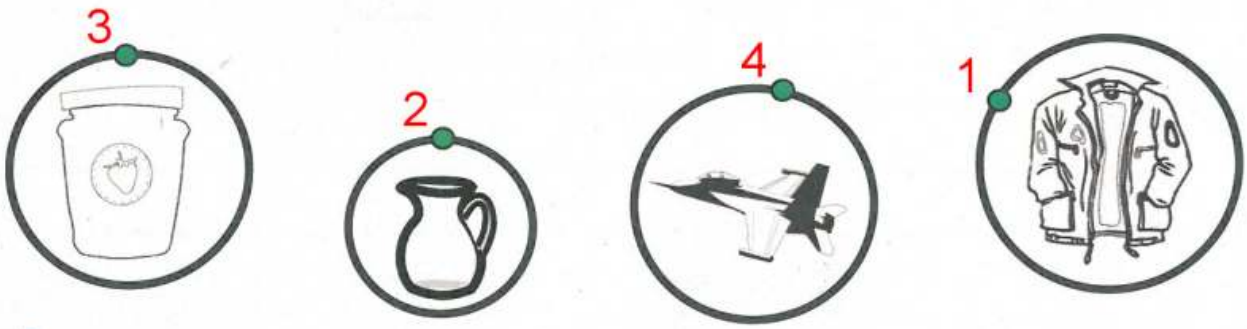

Activity 5

Unscramble the letters and write the words.

a m j	t a j c e k
1. jam	2. jacket
j g u	**e t j**
3. jug	4. jet

Activity 1

Read the sentence. Colour the picture. Then, circle the word family.



It is a sun.

ed um

un or

ip at

Activity 2

Connect the sounds to make the word from **Activity 1**. Then, colour the word.

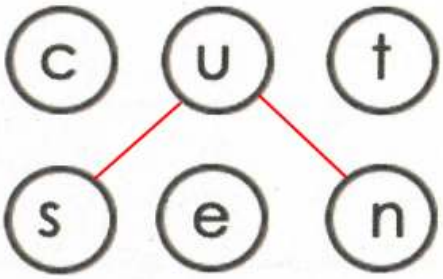

bun

sun

fun

Activity 3

Colour the picture from the same word family.



UNIT 10 – Number 7

- Listen to your teacher. Say 7. Trace 7.

7 seven

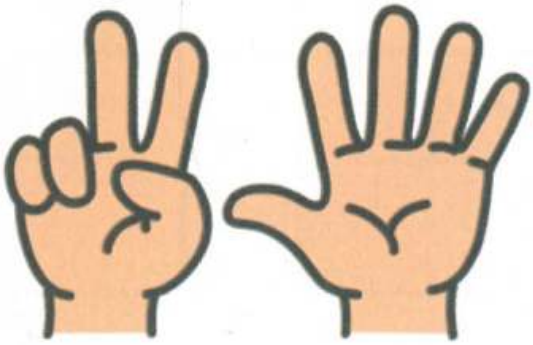

Activity 1

Trace 7.

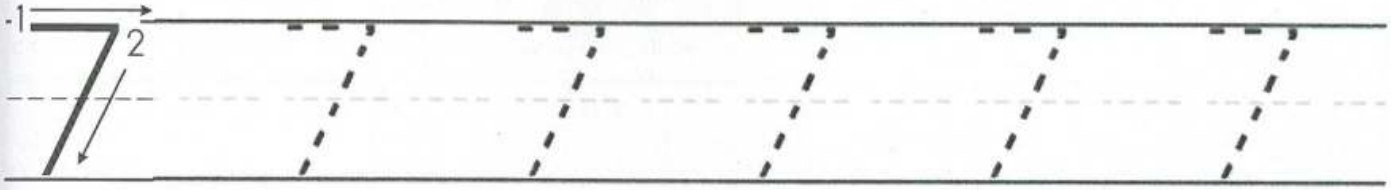

Activity 2

Colour 7.

1	2	3	4	5	6	7	8	9	10

Activity 3

Colour 7 stars.



Activity 4

Draw 7 birds.

UNIT 10 – Review

Activity 1

Look at the pictures and write **b** or **j**.

1.  j
2.  b
3.  b
4.  j

Activity 2

Circle the words. Then, write the words and colour the pictures.

1. 	u e j a j u g p i n	jug
2. 	d i c b i k e s a t	bike
3. 	o b i r d r o b j e	bird
4. 	b e t i n c j e t b	jet
5. 	j a j a c k e t i s	jacket
6. 	b b a g o j a b i s	bag
7. 	t a j a s n d b a t	bat
8. 	n i k j a m e h b j	jam

UNIT 10 – Let's Write

Practise writing the letters and words that you have learned.

UNIT 11 – Phonics Focus – F f

- Listen to your teacher. Say the sound. Sing the song.
- Look at the letter. Say f. Trace F f.

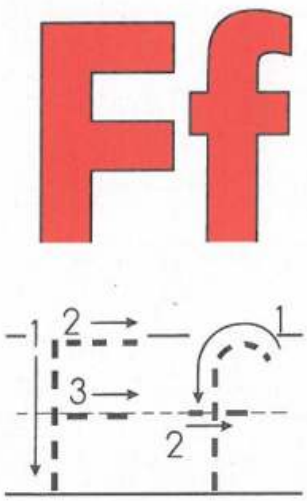



Activity 1 – Track 47 and Phonics Song

Listen and repeat.

Activity 2 – Track 48

Listen to the words. Circle the correct pictures.



Activity 3

Circle the words.

o	a	f	e	d	a	f	r
b	f	i	n	g	e	r	h
f	i	s	r	p	u	o	f
r	k	h	o	c	b	g	e
m	t	n	f	a	n	m	s

- ☐ frog
- ☐ fan
- ☐ fish
- ☐ finger

Activity 4

Say the sound. Trace and write the letters.

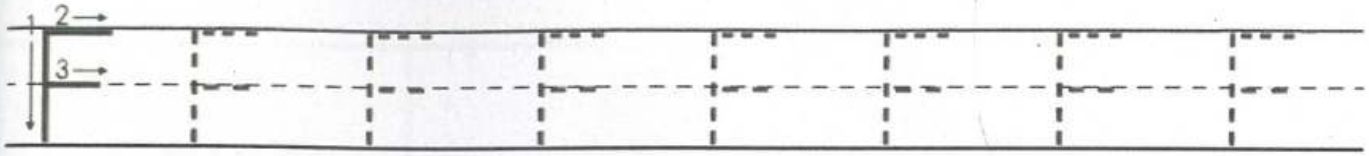

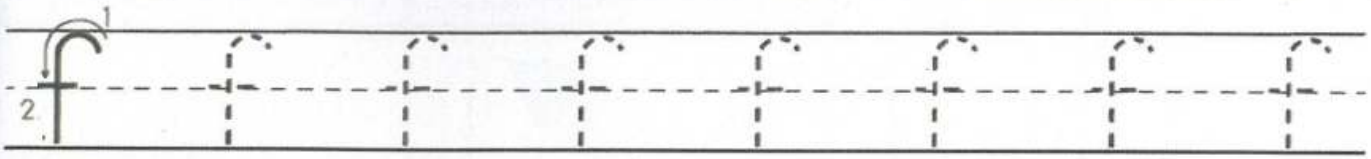

Activity 5

Unscramble and write the words. Then, match the words to the pictures.

1. grof	2. sfih	3. gnefin	4. afn
frog	fish	finger	fan



Activity 6

Read the sentences and colour the correct face.

1.		Is it a fan?	
2.		Is it a frog?	
3.		Is it a finger?	
4.		Is it a fish?	

UNIT 11 – Phonics Focus – L l

- Listen to your teacher. Say the sound. Sing the song.
- Look at the letter. Say l. Trace L l.



	
lion	lemon
	
leaf	leg

Activity 1 – Track 49 and Phonics Song

Listen and repeat.

Activity 2

Colour L l. How many letters can you find? 8

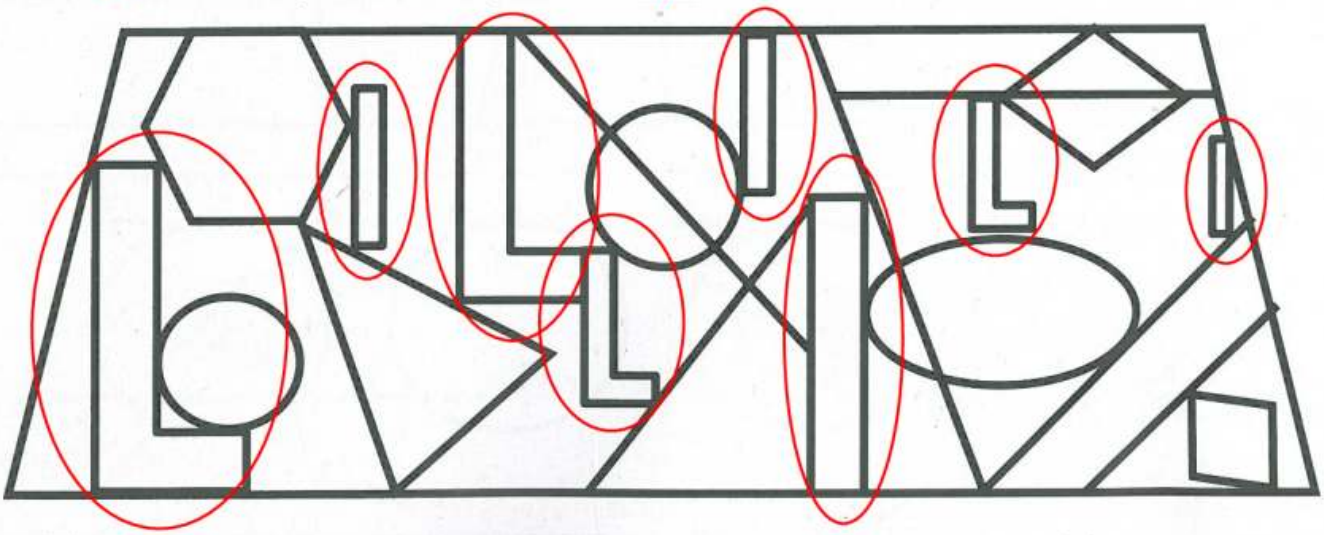

Activity 3 – Track 50

Listen and underline the correct words.

1.	2.	3.	4.
lion	lion	lion	lion
lemon	lemon	lemon	lemon
leaf	leaf	leaf	leaf
leg	leg	leg	leg

Activity 4

Say the sound. Trace and write the letters.

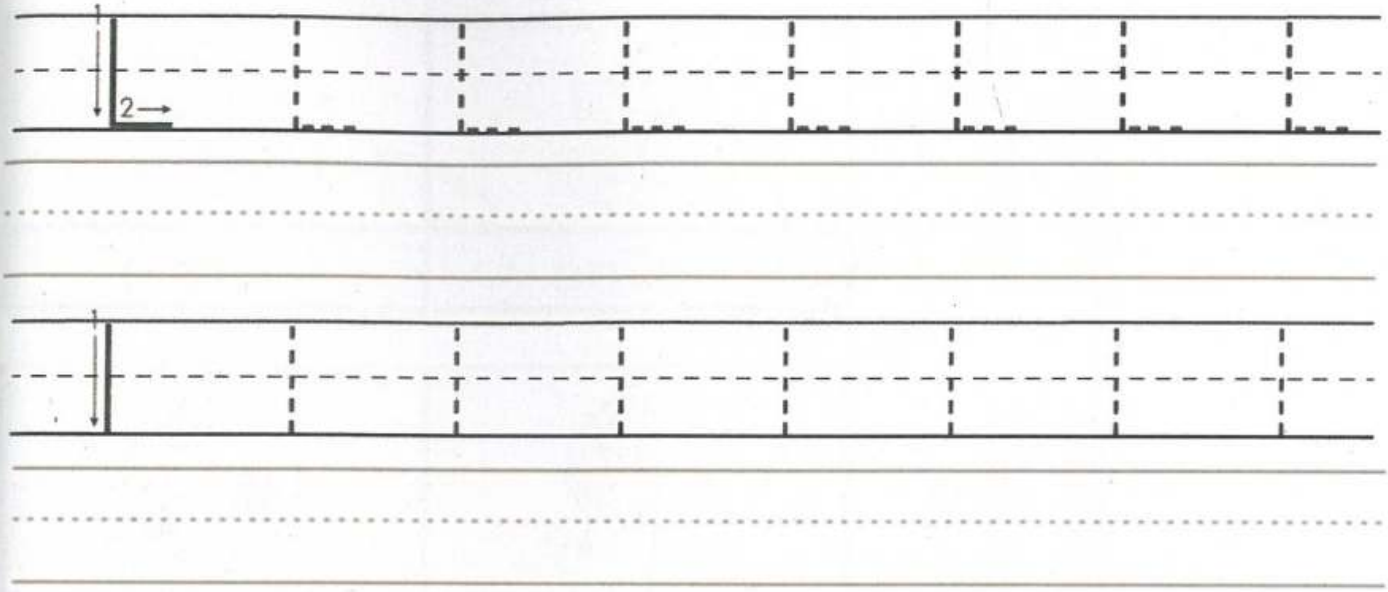

Activity 5

Use letters from the box to complete the words. Then, match the words to the pictures.

l	o	n	e	l	a
f	l	m	n	e	l

1. l ◌ af
2. le ◌
3. l i on
4. lem ◌ n



Activity 6

Use the chant from **Unit 4** with l phonics words.

Activity 7

Can you think of one more l word? Try and write the word. Then, use it in the chant.

UNIT 11 – Phonics Focus – ff and ll

- Listen to your teacher. Say the sound. Sing the song.
- Look at the letters. Say ff and ll.

ff



coffee



cliff

ll



shell



ball

Activity 1 – Track 51 and Phonics Song

Listen and repeat.

Activity 2 – PCM 1

Use the cards to move around the board. Make the sounds. Say the words.



Activity 1

Colour the picture. Then, listen and circle the word family.



It is a bat.

ed um

un or

ip at

Activity 2

Connect the letters to make the word. Then, write the word.

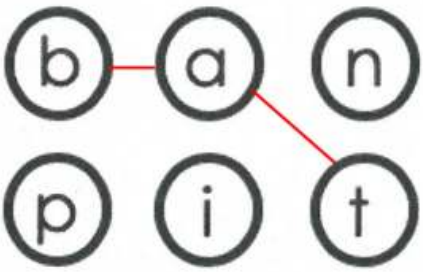

bat

sat

cat

bat

Activity 3

Colour 2 pictures from the same word family.

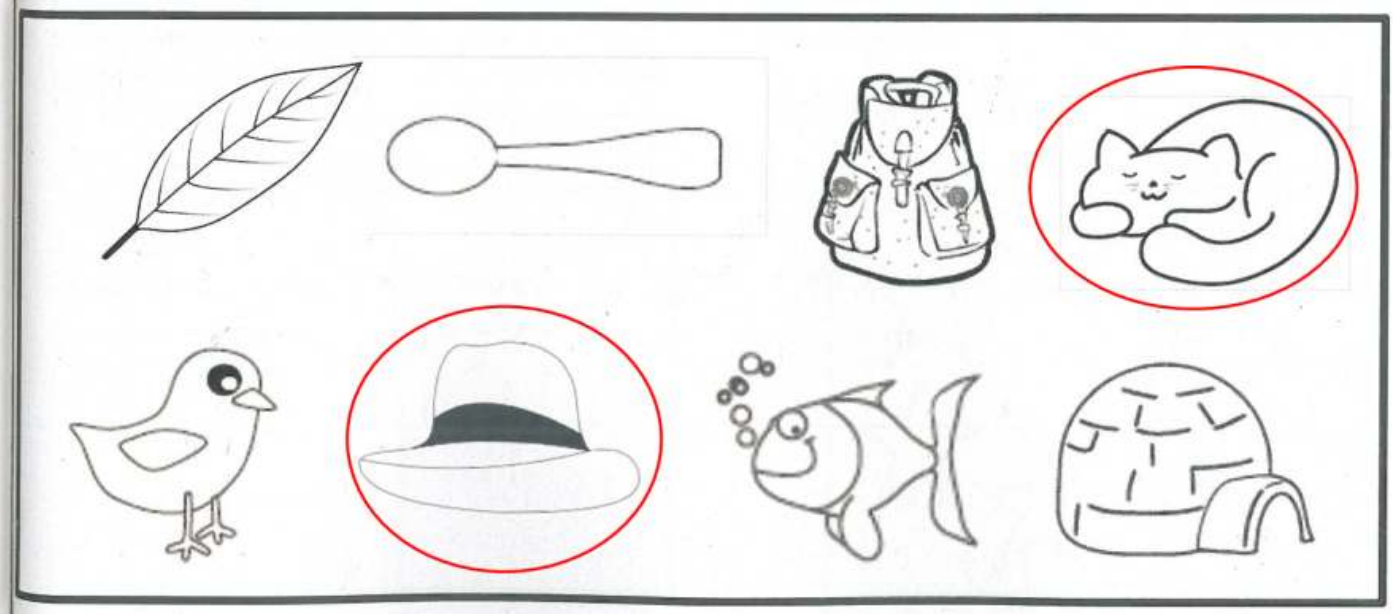

UNIT 11 – Number 8

- Listen to your teacher. Say the number.
- Look at the number. Say 8. Trace 8.



eight



Activity 1

Trace 8.

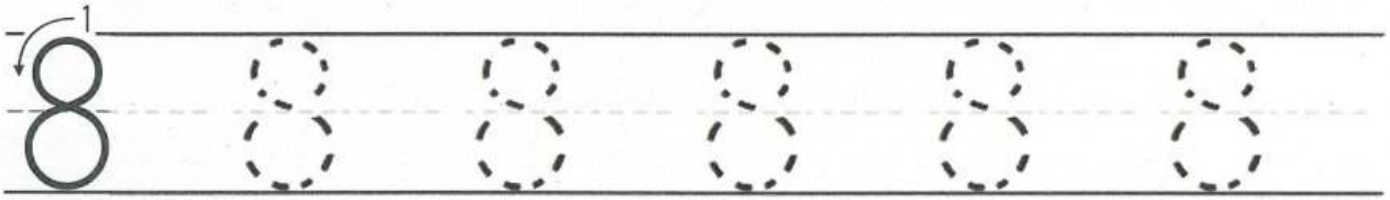

Activity 2

Colour 8.

1	2	3	4	5	6	7	8	9	10

Activity 3

Colour 8 stars.



Activity 4

Draw 8 balls.

UNIT 11 – Review

Activity 1

Look at the pictures and write **f** or **l**.

1.  f
2.  l
3.  f
4.  l

Activity 2

Read the words and circle the correct pictures.

1. finger			
2. coffee			
3. leaf			
4. shell			
5. lion			
6. fish			

Activity 3

Draw a picture for each sound.

F f	L l	ff	ll

UNIT 11 – Let's Write

Practise writing the letters and words that you have learned.

UNIT 12 – Phonics Focus – V v

- Listen to your teacher. Say the sound. Sing the song.
- Look at the letter. Say v. Trace V v.

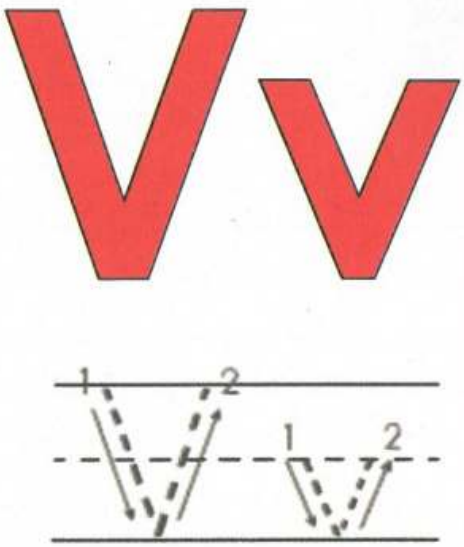



Activity 1 – Track 52 and Phonics Song

Listen and repeat.

Activity 2

Flip a coin or an eraser onto the game board. Do the task on that square.

Make the sound. V	Say the word. 	Read the word. vase	Say the word. 
Make the sound. V	Read the word. vet	Say the word. 	Make the sound. V
Say the word. 	Make the sound. v	Read the word. violin	Read the word. van

Activity 3

Say the sound. Trace and write the letters.

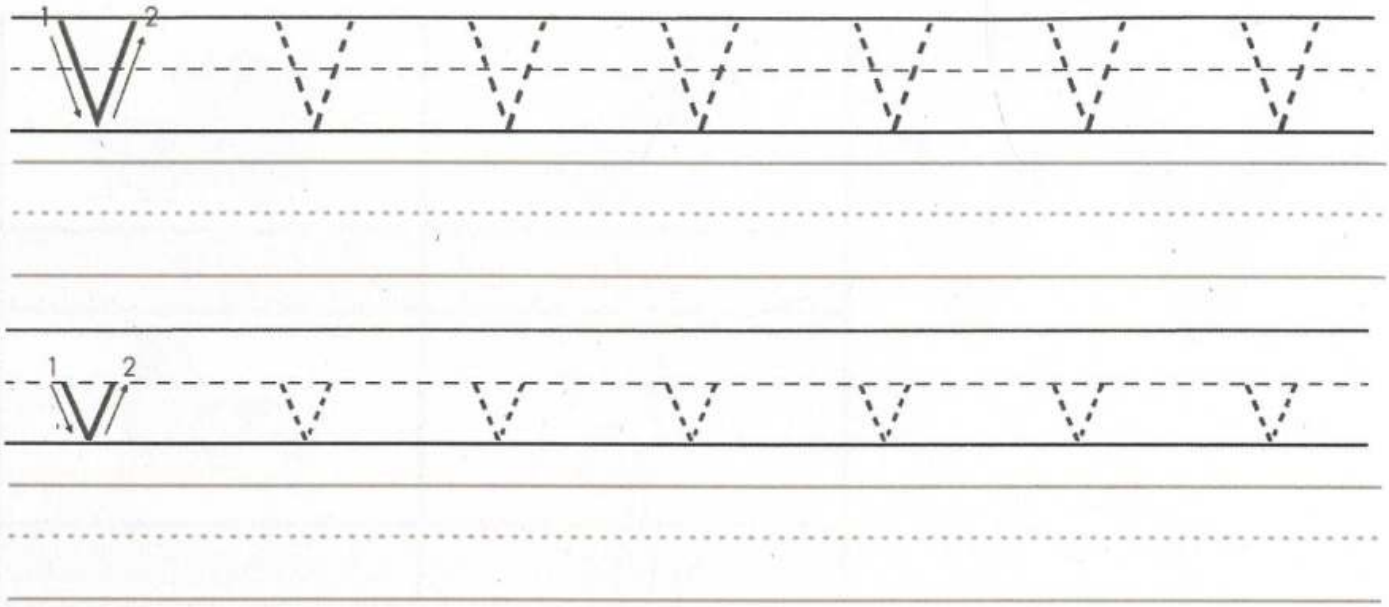

Activity 4

Draw lines to match the words to the word shapes.

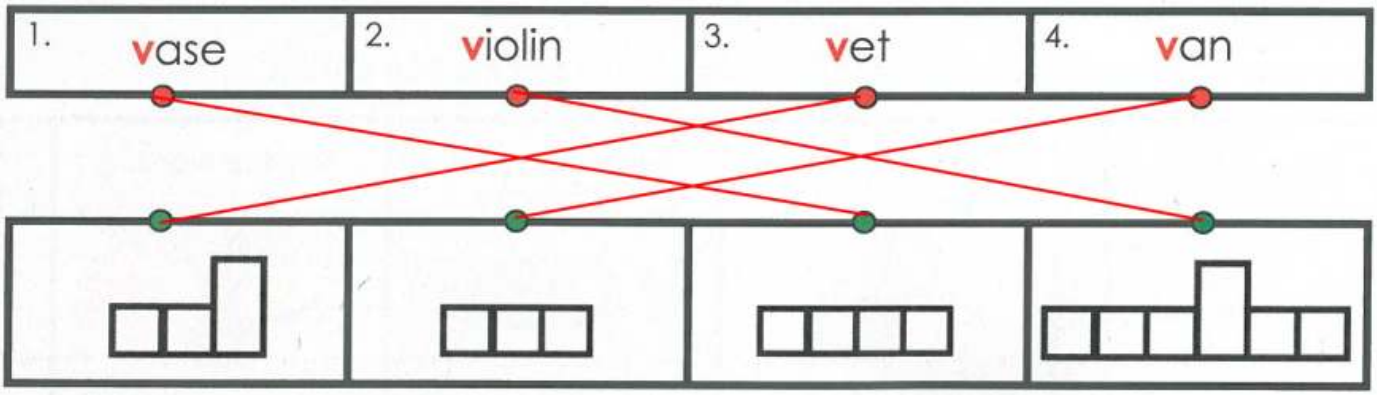

Activity 5

Unscramble the letters to complete the words. Then, write the words.

1. 	o v l n i i	violin
2. 	v e s a	vase
3. 	e v t	vet
4. 	a n v	van

UNIT 12 – Phonics Focus – W w

- Listen to your teacher. Say the sound. Sing the song.
- Look at the letter. Say w. Trace W w.



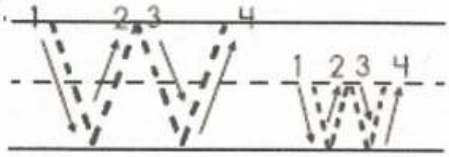

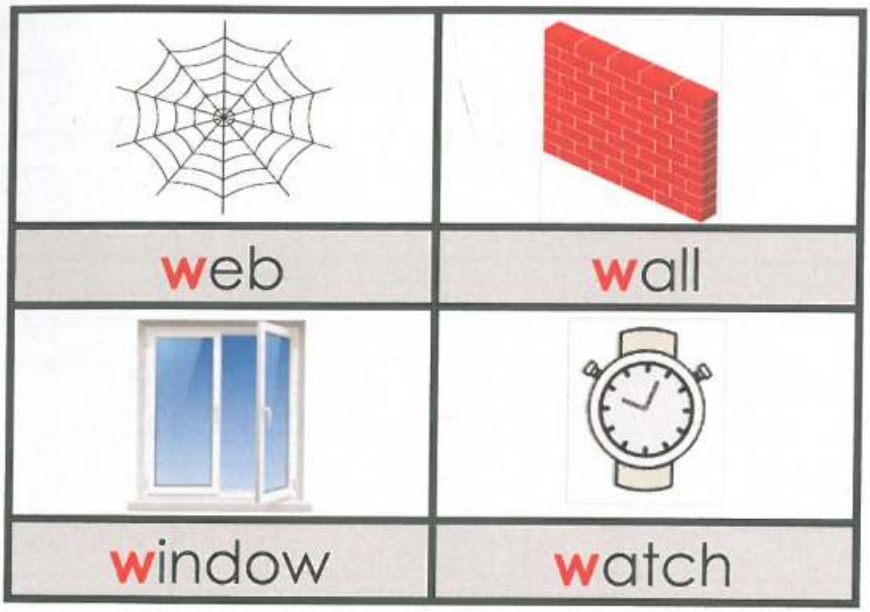

Activity 1 – Track 53 and Phonics Song

Listen and repeat.

Activity 2

Say the words. Draw lines to connect the sounds.

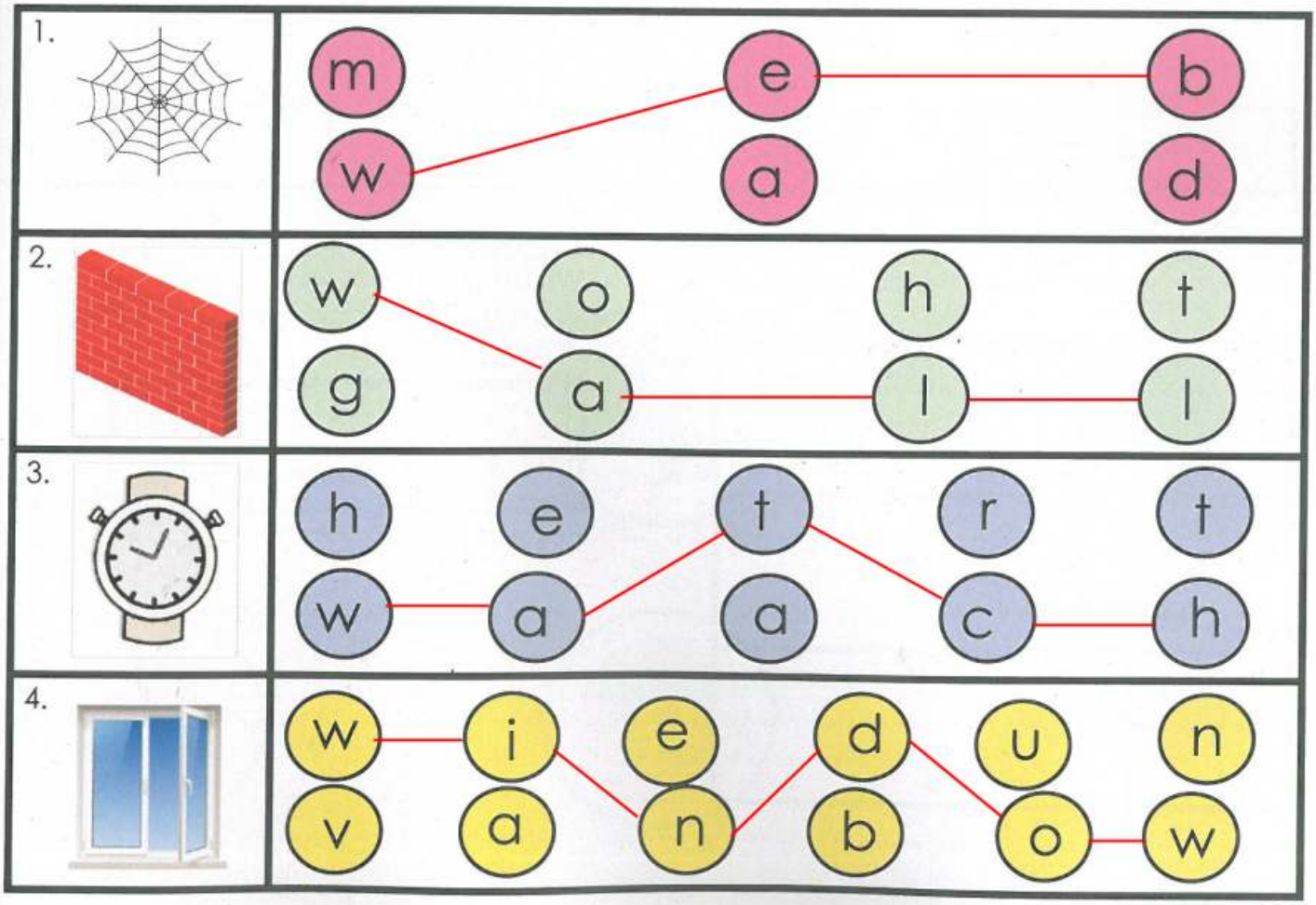

UNIT 12 – Number 9

- Listen to your teacher. Say the number.
- Look at the number. Say 9. Trace 9.



nine

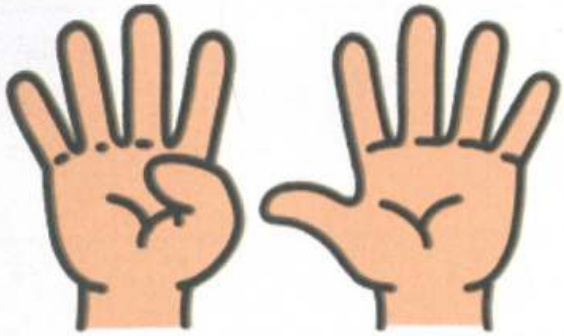

Activity 1

Trace 9.

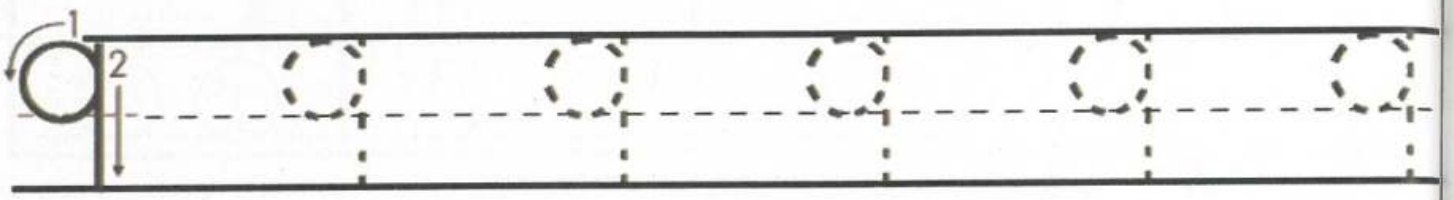

Activity 2

Colour 9.

1	2	3	4	5	6	7	8	9	10

Activity 3

Colour 9 stars.



Activity 4

Draw 9 windows.

UNIT 12 – Review

Activity 1

Look at the pictures and write **v** or **w**.

1.  v
2.  w
3.  w
4.  v

Activity 2

Colour the **v** and **w** pictures.



Activity 3

Look at the pictures in Activity 2.

1. Count the **v** pictures. 1
2. Count the **w** pictures. 4

Activity 4

Practise the **v** and **w** tongue twisters.



A very sick vulture is visiting the vet today!

A whale in the water watches waves crash!



UNIT 12 – Let's Write

Practise writing the letters and words that you have learned.

UNIT 13 – Phonics Focus – X x

- Listen to your teacher. Say the sound. Sing the song.
- Look at the letter. Say x. Trace X x.



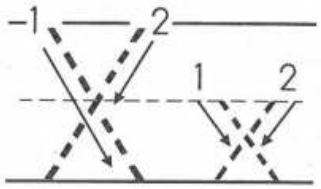

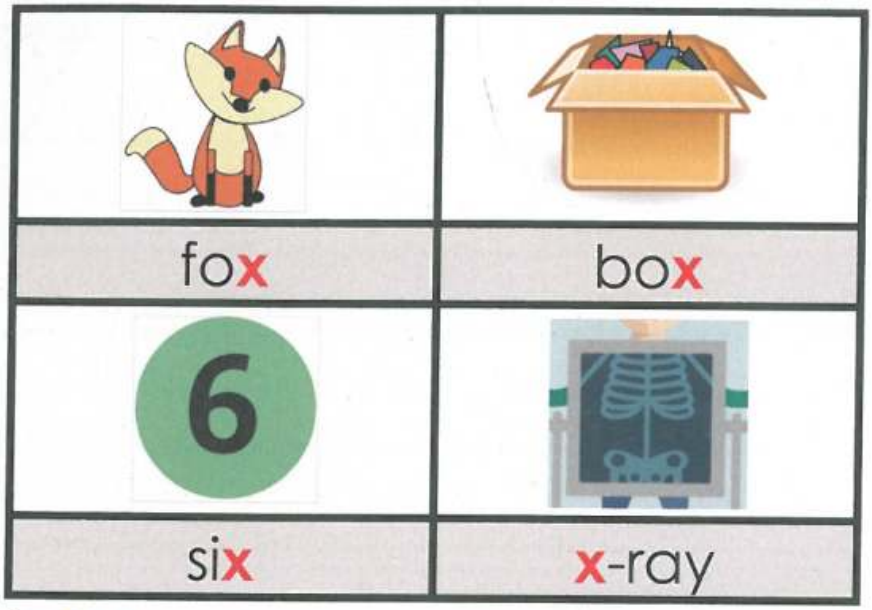

Activity 1 – Track 56 and Phonics Song

Listen and repeat.

Activity 2

Colour X x. How many letters can you find? 8

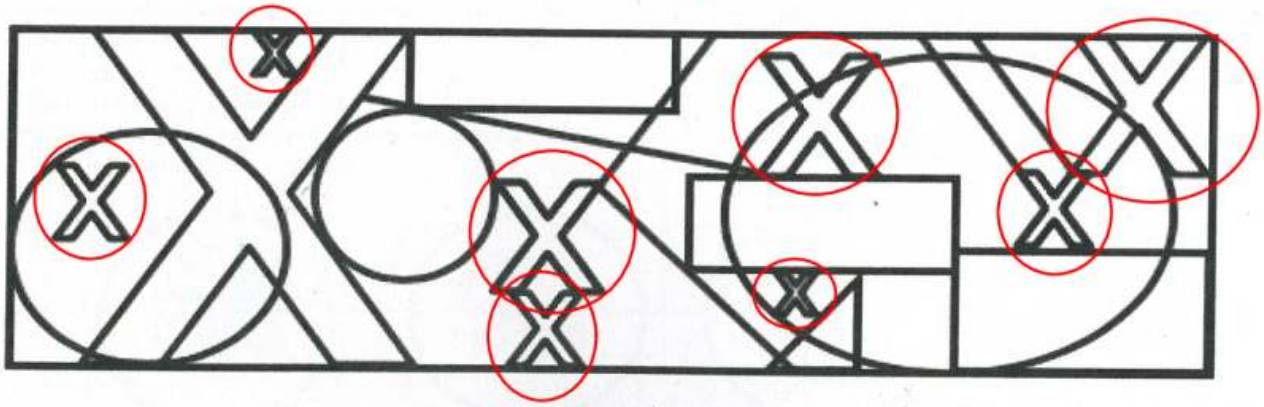

Activity 3 – Track 57

Listen and tick (✓) the correct pictures.

1.



2.

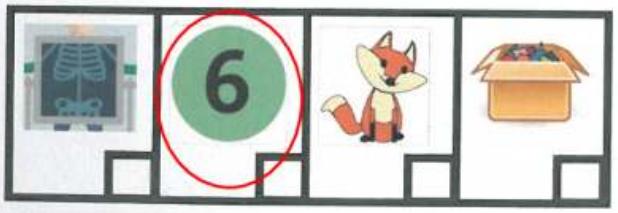

3.



4.

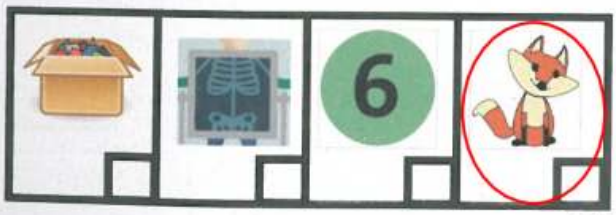

UNIT 13 – Phonics Focus – Y y

- Listen to your teacher. Say the sound. Sing the song.
- Look at the letter. Say y. Trace Y y.

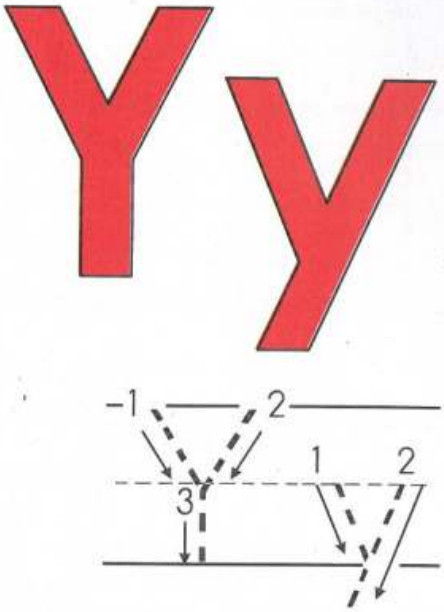

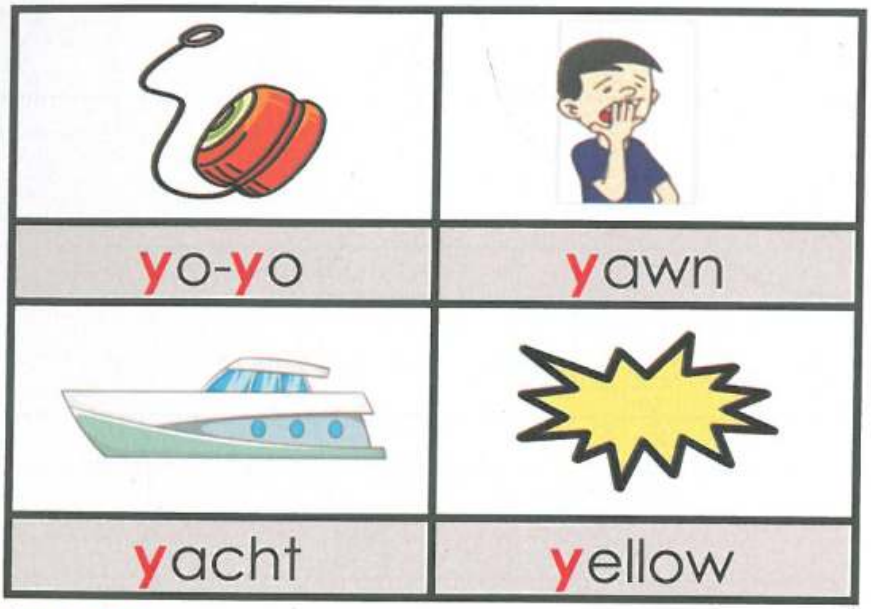

Activity 1 – Track 58 and Phonics Song

Listen and repeat.

Activity 2 – Track 59

Listen and underline the correct words.

1. yo-yo yellow yawn yacht	2. yellow yawn yacht yo-yo	3. yacht yo-yo yellow yawn	4. yawn yacht yo-yo yellow

Activity 3

Circle the words.

o	a	y	e	d	a	h	y
y	a	c	h	t	y	r	a
r	i	s	r	p	o	o	w
r	y	o	y	o	f	j	n
y	e	l	l	o	w	m	s

- ☐ yo-yo
- ☐ yellow
- ☐ yawn
- ☐ yacht

UNIT 13 – Phonics Focus – Y y

Activity 4

Say the sound. Trace and write the letters.

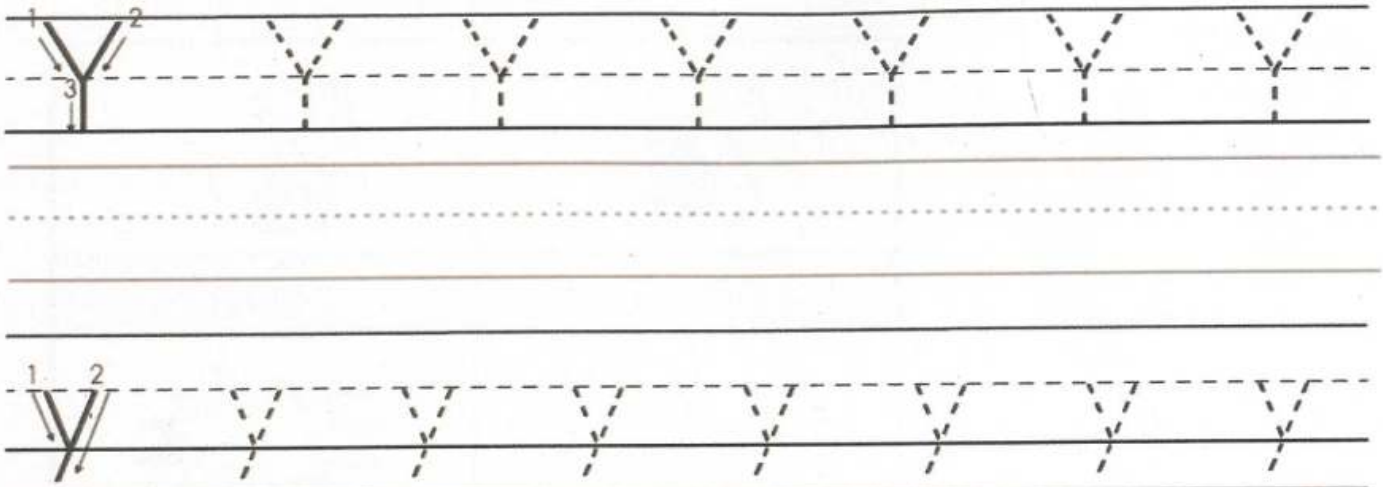

Activity 5

Circle the y pictures.



Activity 6

Write the y words from **Activity 5**.

yellow	yacht	yo-yo	yawn

UNIT 13 – Let's Read

Activity 1

Match the sentences to the pictures.

1. It is a fox.
2. It is the sun.
4. It is a van.

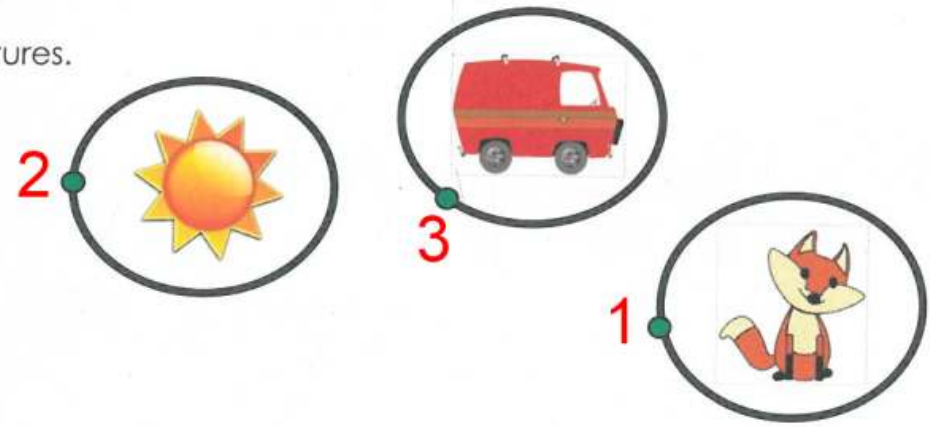

Activity 2

Circle the correct words.

1. This is a **frog** / **fish**.	
2. I have a **yo-yo** / **ant**.	
3. The **jet** / **man** is fast.	

Activity 3

Read the sentences and circle the correct pictures.

1. There is coffee in the cup.



2. I can see a gorilla.



3. Look at the lion.



UNIT 13 – Number 10

- Listen to your teacher. Say the number. Sing the song.
- Look at the number. Say 10. Trace 10.

10 ten

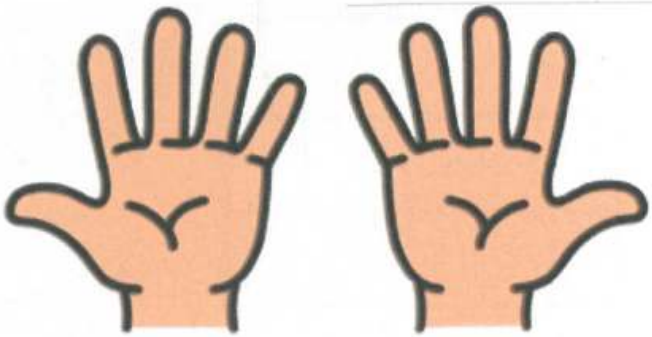

Activity 1

Trace 10.

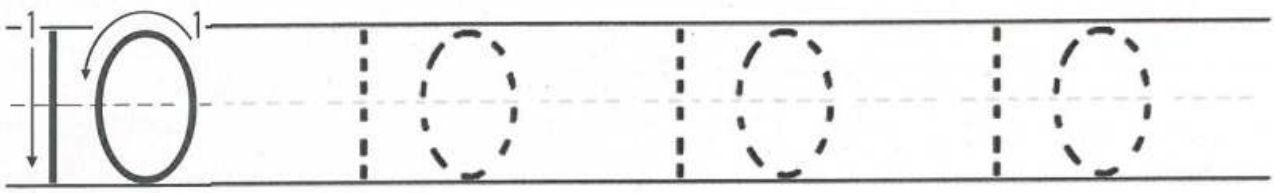

Activity 2

Colour 10.

1	2	3	4	5	6	7	8	9	10

Activity 3

Colour 10 stars.



Activity 4

Draw 10 yo-yos.

UNIT 13 – Review

Activity 1

Look at the pictures and write x or y.

1.  y
2.  x
3.  y
4.  x

Activity 2 - PCM 1

Use the cards to move around the board. Say the sounds. Say the words.



UNIT 13 – Let's Write

Practise writing the letters and words that you have learned.

UNIT 14 – Phonics Focus – Z z

- Listen to your teacher. Say the sound. Sing the song.
- Look at the letter. Say z. Trace Z z.

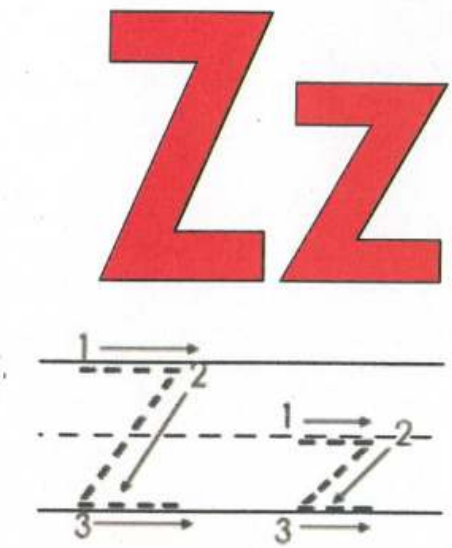

	
zoo	zigzag
0	
zero	zebra

Activity 1 – Track 60 and Phonics Song

Listen and repeat.

Activity 2 – Track 61

Listen to the words and write the number (1 -4).

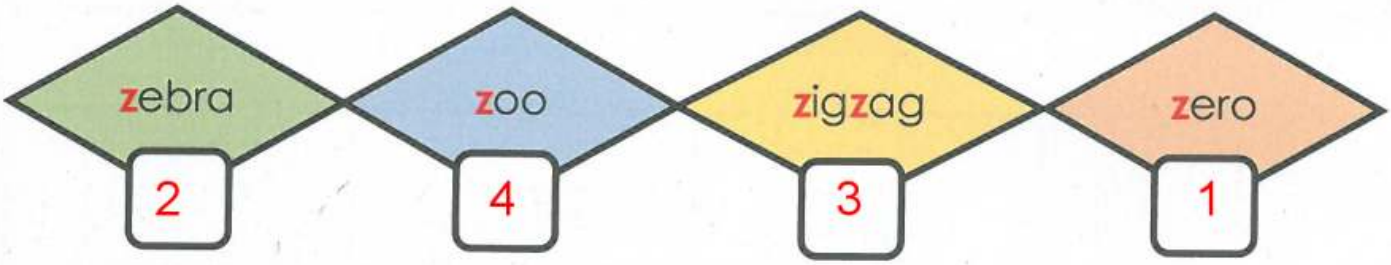

Activity 3 – Track 62

Let's sing!

(To the tune of Twinkle, Twinkle Little Star)

Fuzzy, buzzy little bee,
Zigs to flowers and zags to trees,
Buzzing here and buzzing there,
Busy buzzing everywhere!

Fuzzy, buzzy little bee,
Zigs to flowers and zags to trees.



Activity 4

Say the sound. Trace and write the letters.

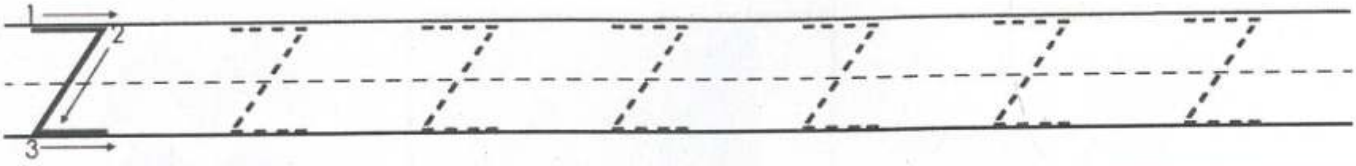



Activity 5

Match the words to the word shapes.

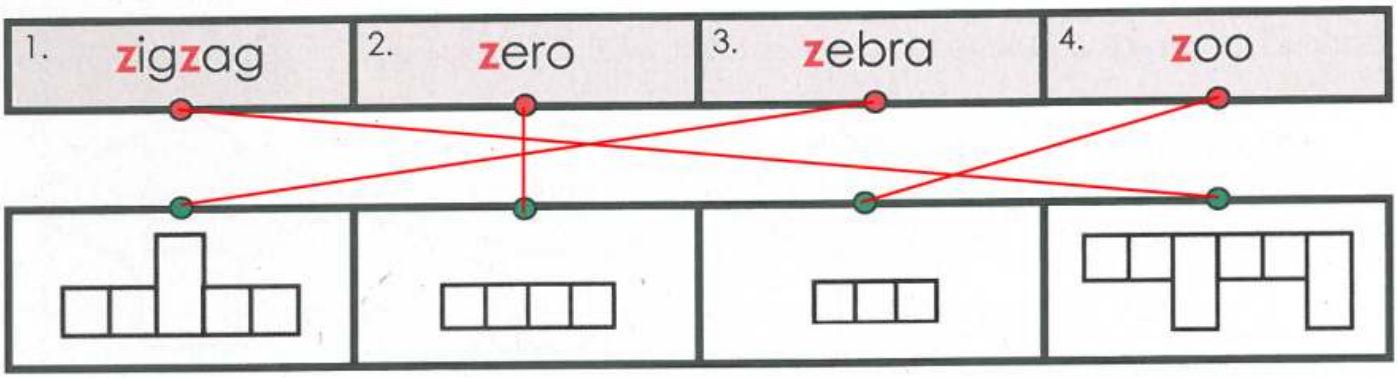

Activity 6

Unscramble the letters and write the words. Then, match the words to the pictures.

1. a z g g z i	zigzag
2. o z o	zoo
3. r e o z	zero
4. b r a z e	zebra



UNIT 14 – Phonics Focus – zz

- Listen to your teacher. Say the sound. Sing the song.
- Look at the letters. Say zz.

zz

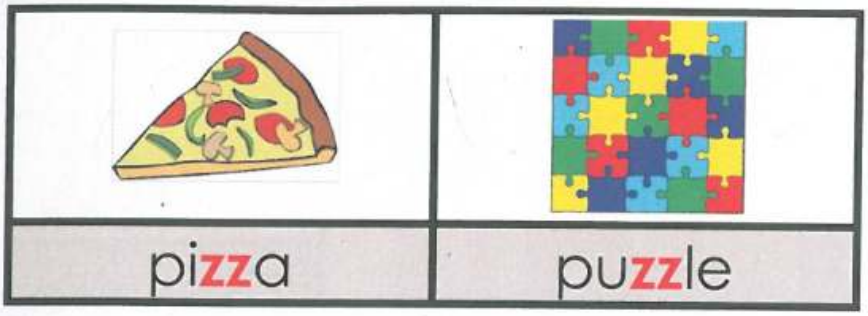

Activity 1 – Track 63 and Phonics Song

Listen and repeat.

Activity 2

Flip a coin or an eraser onto the game board. Do the task on that square.

Make the sound. zz	Say the word. 	Read the word. pizza	Say the word. 
Make the sound. z	Read the word. zero	Say the word. 	Make the sound. z
Say the word. 	Make the sound. zz	Read the word. zoo	Read the word. zebra
Read the word. puzzle	Say the word. 	Make the sound. z	Say the word. 0

UNIT 14 – Phonics Focus – Qu qu

- Listen to your teacher. Say the sound. Sing the song.
- Look at the letter. Say **qu**. Trace **Qu qu**.

Qu
qu

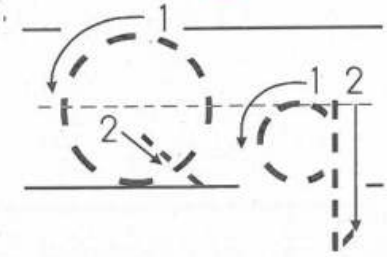

	
queen	question
	
quilt	quiet

Activity 1 – Track 64 and Phonics Song

Listen and repeat.

Activity 2 – Track 65

Listen and circle the correct pictures.

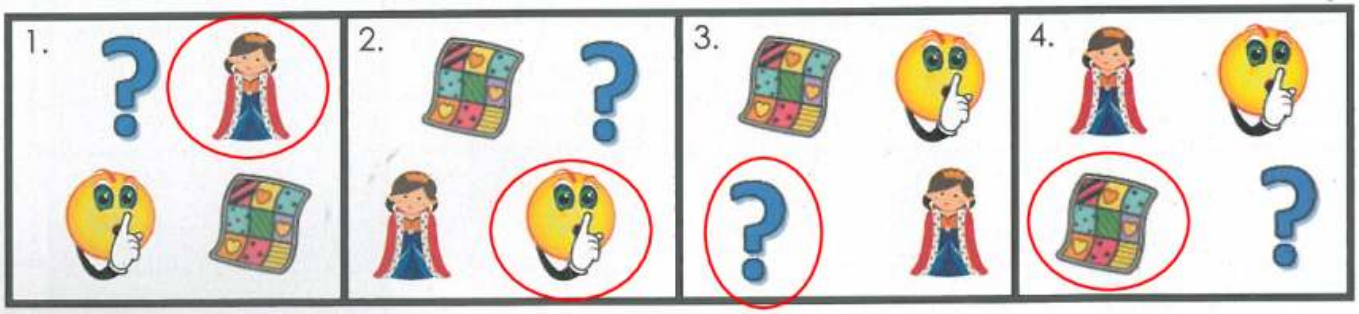

Activity 3

Look at the pictures and underline the correct words.

1. 	2. 	3. 	4. 
queen	question	quiet	quilt
quilt	quiet	question	queen
question	queen	quilt	quiet
quiet	quilt	queen	question

Activity 4

Say the sound. Trace and write the letters.

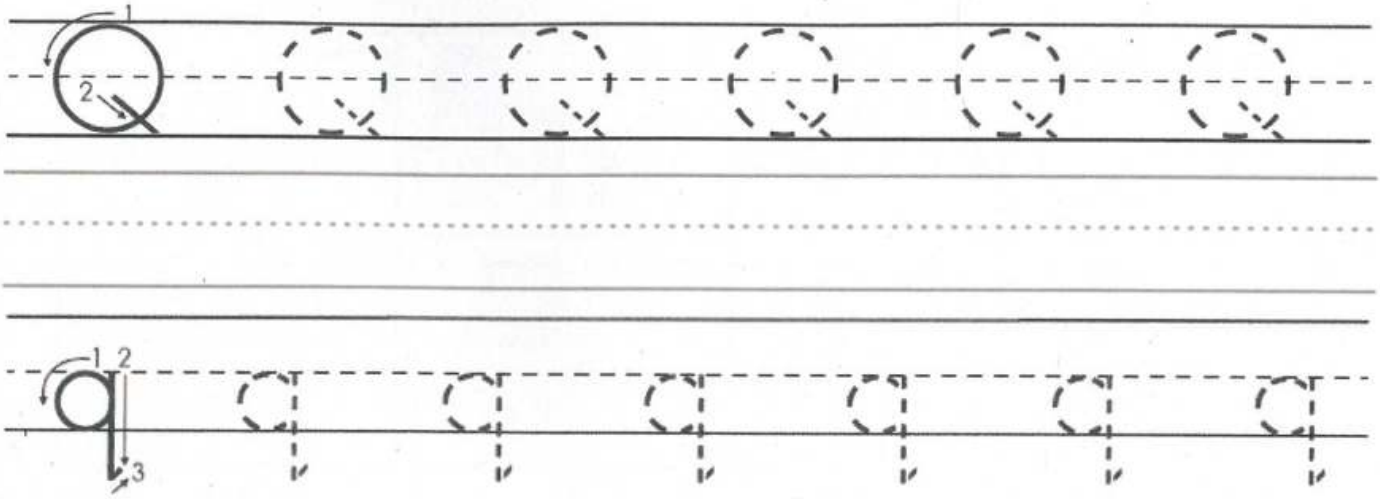

Activity 5

Unscramble the letters. Then, write the words.

1. 	t i qu l	quilt
2. 	o s n qu t i e	question
3. 	e e n qu	queen
4. 	qu t e i	quiet

Activity 6

Point and say the **qu** phonics words. Practise with your partner.

1.	2.	3.	4.
			

UNIT 14 – Let's Read

Activity 1

Read the sentences. Write the correct numbers beside the pictures.

1. The bat is black.

2. This is a finger.

3. It is a red bag.

4. The dog is with the vet.



Activity 2

Circle the correct sentences.

1. 	I can see a cat.	I can see a can.
2. 	This is a big fox.	This is a big box.

Activity 3

Read the sentences and draw pictures.

1. The jam is red.	
2. The ball is under the tree.	
3. The box is on the desk.	

UNIT 14 – Numbers 1-10 Review

Activity 1 – PCM 6

Cut and paste the numbers onto the number words.

nine	six	ten	two	four
three	one	eight	seven	five

Activity 2

Write the missing numbers.

1	2	3	4	5	6	7	8	9	10

Activity 3

Count the pictures. Then, write the number words.

one	two	three	four	five
six	seven	eight	nine	ten

		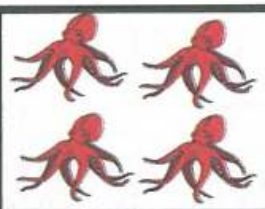		
six	nine	four	eight	one
				
three	seven	five	two	ten

UNIT 14 – Review

Activity 1

Look at the pictures and write **z** or **qu**.

1.  qu
2.  z
3.  z
4.  qu

Activity 2

Use the key to write the phonics words .

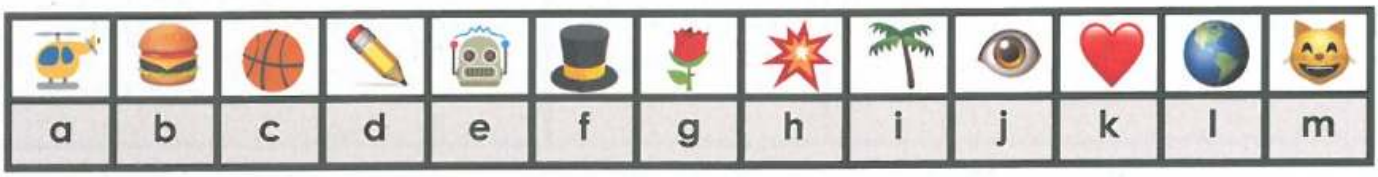



1.  question
2.  zigzag
3.  queen
4.  puzzle
5.  zebra
6.  pizza

UNIT 14 – Let's Write

Practise writing the letters and words that you have learned.

Phonics Checklist

Tick the letters you can read (✓).

Aa		Bb		Cc		Dd	
Ee		Ff		Gg		Hh	
Ii		Jj		Kk		Ll	
Mm		Nn		Oo		Pp	
Qq		Rr		Ss		Tt	
Uu		Vv		Ww		Xx	
Yy		Zz					

Phonics Words Checklist

Tick the words you can read (✓).

Unit 2

s	sun		spoon		snake		sit	
a	ant		apple		axe		arrow	
t	tree		tap		ten		tiger	

Unit 3

p	pen		pink		pin		pot	
i	ink		in		igloo		insect	
n	nuts		nail		net		nose	

Unit 4

m	man		mop		milk		moon	
d	dog		desk		duck		dad	
o	olive		orange		on		octopus	

Unit 5

e	egg		exit		elbow		elephant	
c	can		cup		cat		camel	
k	kite		kid		king		key	
ck	neck		clock		sock		black	

Unit 6

g	gift		girl		gorilla		gate	
u	up		umbrella		under		upstairs	
r	red		rain		robot		run	

Unit 7

h	hat		heart		hand		hen	
b	bike		bag		bird		bat	
j	jug		jam		jacket		jet	

Unit 8

f	finger		fan		fish		frog
ff	coffee		cliff				
l	lion		lemon		leaf		leg
ll	shell		ball				

Unit 9

v	violin		vase		vet		van
w	web		window		watch		wall
x	x-ray		six		box		fox
y	yo-yo		yawn		yacht		yellow

Unit 10

z	zoo		zebra		zero		zigzag
zz	pizza		puzzle				
qu	queen		quilt		question		quiet

Student Notes

Ministry of Education - Call Centre
For Suggestions Inquiries & Complaints

80051115 04-2176855 ccc.moe@moe.gov.ae www.moe.gov.ae

All rights reserved. No part of this book may be reproduced, stored in a retrieval system or transmitted in any form or by any means without prior permission in writing of the publisher.



By using 100% recycled paper on this book, I reduced the environmental impact by:

- 25 litres of water
- 5 kWh of energy
- 0.1 kg CO_2 and greenhouses gases
- 2.4 kg of wood

المدرسة الإماراتية

رؤية VISION 2021



UAE PHONICS

1 119101 121198

UAE PHONICS